

# Racine County, Wisconsin Jail Data Study

## RACINE COUNTY INMATE JAIL DATA REVIEW

RACINE COUNTY, WISCONSIN



*Prepared by:*

*Voorhis/Robertson Justice Services*

**March 2005**

# Racine County -- Jail Data Review

---

## Table of Contents

Overview.....	1
Data Collection Review .....	1
Demographics .....	2
Residence of Inmate Population .....	2
Sex of Inmate Population.....	3
Education .....	4
Ethnicity.....	5
Age of Offender Population.....	5
Citizenship .....	7
Length of Stay.....	7
Length of Stay by Release Type and Charge Category .....	7
Average Length of Stay by Charge Category and Level of Crime Charged .....	8
Impact of Length of Stay .....	8
Release Type by Charge Category.....	10
Inmate Type and Sex .....	11
Most Serious Charge.....	11
Bonds Information .....	12
Average Bond Set by Charge Group .....	12
Classification.....	12
Detainers or Holds for Prisoners.....	13
Courts Handling Cases.....	16
Distribution of Inmate Charge by Court Level and Charge Category .....	16
Average Length of Stay by Court Level and Charge Group .....	17
Conclusion .....	17

## Appendices

Appendix A	Count of Charges for 2004 from Inmate Population Sample
Appendix B	Average Bond Set by Individual Charge
Appendix C	Average Bond Set by Sorting the High Number of Bond Instances
Appendix D	Average Bonds Amount Set
Appendix E	Summary of Highest Charge for Data Sample in 2004

# Racine County -- Jail Data Review

---

## OVERVIEW

VRJS, Inc. reviewed the database of inmate population for the Racine County Jail managed by the Sheriff's Department. We obtained a much larger sample than previous agreed to because the Sheriff allowed access to the computer system and we withdrew a larger sample of the 2004 admissions. The most difficult effort included finding the appropriate data among the large database. The current system is very complex and to someone unfamiliar with the structure, it constituted a challenge to find the correct linkages to develop needed relationships. We could still improve reporting with continuing work on the data system.

The linkages to the court's data are difficult and impede much of what we would like to achieve. Courts only allow very limited access to the data due to many reasonable factors and considering that, the data system is supported by the State. The jail's data does contain some court-related information that appears to be entered independent of the courts data entry. We can only assume that this is staff-intensive and redundant, but also causes differences in data. That is unavoidable when redundant entry is required.

Each prisoner is likely to face more than one charge. It is difficult or nearly impossible to summarize inmate data without defining the most serious charge for each prisoner. VRJS, with the help of jail staff, developed a priority for charges and applied the premise that felonies are more serious than misdemeanors and then forfeitures or summons are less serious. The State defines levels of A, B, C, etc. We also tried to simplify the charges by grouping them in crimes against persons, crimes against property, drugs, alcohol, public order and traffic.<sup>1</sup>

The current data does not answer all the questions asked by the County. Much of this is due to the natural limitations of the database. The data is not structured to answer some of the important issues. The links to courts data and data limitations minimized the needed comparison of periods to events and criminal histories. Criminal histories are not included and summarized in the jail's database in a way that would permit us to provide summary information about that past or historic background for the defendants.

We think the County will appreciate much of the reported information and desire to pursue some information in more detail and with differing views. VRJS hopes to help withdrawing the needed information.

## DATA COLLECTION REVIEW

The following data resulted from two separate downloads of data from the Sheriff's computer system. The downloads reflect our perception of the most important elements. It is entirely possible that more familiar eyes will see objects that we can improve and will guide us to accomplish improvements.

The download included the jail's 2004 inmate population and VRJS dissected the available data in several ways. We looked at all charges for those booked or admitted to the jail during 2004

---

<sup>1</sup> See Appendix E for example of breakdown.

# Racine County -- Jail Data Review

---

and then we attributed a most serious charge to each person. Review of charges shows the types of charges that got prisoners to the jail. More detail is provided in several appendices showing very detailed list of charges and bond amounts.

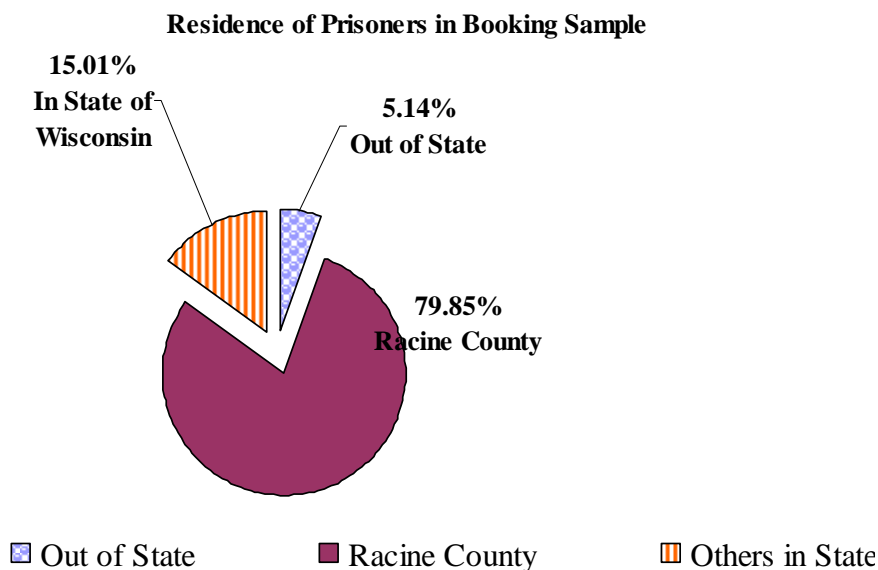
*The numbers shown in the report's tables include summary numbers that sometime differ slightly* due to the differences in sources within the database and what elements we are looking at. Blank data is often eliminated instead of reporting it in the table itself. No database can be exact due to the volume and complexity of the information. These differences are natural and not due to any intent to deceive the reader.

## Demographics

The first section deals with basic demographics of the jail's population.

### *Residence of Inmate Population*

Eighty percent of the admissions to the jail in the sample of 2004 bookings reported residence in Racine County. In-state residence then added another 15% so that 95% of the prisoners reside in the state.



# Racine County -- Jail Data Review

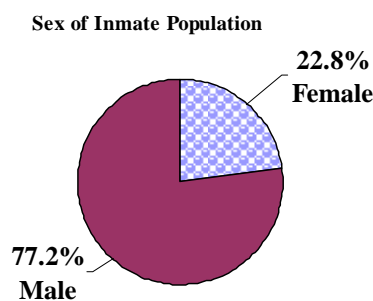
## Residence of Prisoners

Out of State	5.14%
Racine County	79.85%
Milwaukee County	7.49%
Kenosha County	3.13%
Walworth County	0.73%
Waukesha County	0.72%
Brown County	0.53%
Dane County	0.36%
FondDuLac County	0.27%
Others in State	1.79%
	100.00%

## Sex of Inmate Population

The male population accounts for 77% of the data sample with 23% reported as female.

Race	Female	Male	Total
Asian	0.04%	0.08%	0.12%
Black	11.76%	35.19%	46.95%
Hispanic	1.73%	9.36%	11.10%
Indian	0.09%	0.16%	0.26%
White	9.15%	32.43%	41.57%
<b>Total</b>	<b>22.78%</b>	<b>77.22%</b>	<b>100.00%</b>



The following table distributes the male and female population by the level of education reported in the data sample of 2004.

# Racine County -- Jail Data Review

Education	Female	Male	Total
Primary School	0.0%	0.5%	0.5%
Middle School	0.3%	2.8%	3.1%
High School Not Completed	8.9%	30.4%	39.3%
GED	0.9%	5.2%	6.2%
High School	5.4%	19.6%	25.0%
Some College	3.2%	6.7%	10.0%
Technical School	0.4%	1.5%	1.9%
Nursing School	0.0%	0.1%	0.1%
Associate Degree	0.7%	1.1%	1.8%
Bachelor Degree	0.5%	1.2%	1.7%
Masters Degree	0.2%	0.3%	0.5%
Juris Doctorate	0.0%	0.0%	0.0%
Doctorate Degree	0.0%	0.0%	0.0%
(blank)	1.9%	8.0%	9.9%
<b>Grand Total</b>	<b>22.5%</b>	<b>77.5%</b>	<b>100.0%</b>

## Education

The next table distributes the percentage of inmates in the crime categories by their education level. The bulk of the population are high school or less than high school graduates with 17.6% attending advanced schools above high school.

Education Level	Alcohol	Drugs	Person	Property	Public Order	Traffic	% of Total
Primary School	0.01%	0.03%	0.14%	0.08%	0.13%	0.20%	0.59%
Middle School	0.04%	0.23%	0.96%	0.29%	0.83%	1.05%	3.40%
High School Not Completed	0.66%	5.00%	10.55%	6.16%	12.59%	8.87%	<b>43.84%</b>
GED	0.04%	0.86%	1.53%	0.81%	2.28%	1.52%	7.03%
High School	0.20%	2.70%	6.41%	3.49%	7.80%	6.95%	<b>27.55%</b>
Some College	0.06%	1.27%	1.98%	1.44%	2.94%	3.29%	<b>10.98%</b>
Technical School		0.22%	0.35%	0.26%	0.59%	0.70%	2.11%
Nursing School	0.01%	0.01%	0.05%	0.03%	0.01%	0.01%	0.13%
Associate Degree		0.26%	0.43%	0.22%	0.61%	0.47%	1.99%
Bachelor Degree		0.10%	0.35%	0.18%	0.55%	0.64%	1.82%
Masters Degree			0.13%	0.06%	0.15%	0.15%	0.50%
Juris Doctorate				0.01%	0.01%		0.03%
Doctorate Degree			0.01%	0.01%		0.01%	0.04%
<b>% of Total</b>	<b>1.04%</b>	<b>10.66%</b>	<b>22.88%</b>	<b>13.04%</b>	<b>28.50%</b>	<b>23.88%</b>	<b>100.00%</b>

# Racine County -- Jail Data Review

---

## *Ethnicity*

Whites (41%) and blacks (47%) constituted the largest groups of the inmate population with Hispanics at 11%.

Charge Category	Asian	Black	Hispanic	Indian	White	% of Total
Alcohol		0.27%	0.20%	0.01%	0.52%	0.99%
Drugs		5.42%	0.99%	0.02%	3.88%	10.31%
Person	0.05%	11.43%	2.76%	0.08%	8.56%	22.88%
Property		6.44%	1.04%	0.03%	5.14%	12.66%
Public Order	0.05%	14.33%	2.67%	0.06%	11.93%	29.04%
Traffic	0.05%	9.15%	3.72%	0.06%	11.15%	24.12%
<b>% of Total</b>	0.14%	<b>47.04%</b>	11.38%	0.27%	<b>41.18%</b>	100.00%

## *Age of Offender Population*

The average of the inmate population sample was 31 years with the most common age (mode) at 28.6, lowest age group was 15 and 16 and highest age was 81 and 78. The age groups distributed to offense category as shown in the following table.

Charge Category	Avg. Age
Alcohol	25
Drugs	29
Person	30
Property	31
Public Order	32
Traffic	32
<b>Average Age</b>	<b>31</b>

## *Age of Inmate by Charge Level and Sex*

The average age of both male and female population shown in the following table distributed according to the charge level of offense.

# Racine County -- Jail Data Review

Charge Level of Offense	Female	Male	Average
Contempt of Court	34	35	35
Felony Charge	32	29	30
Misdemeanor Charge	32	32	32
Forfeiture	31	30	30
Ordinance	29	28	28
Average Age	31	31	31

Average age of inmate population is shown in the following table distributed by charge level and ethnicity.

Charge Level of Offense	Asian	Black	Hispanic	Indian	White	Avg. Age
Contempt of Court		34	32	45	36	35
Felony Charge	25	29	27	35	31	30
Misdemeanor Charge	25	31	28	34	33	32
Forfeiture	22	29	28		33	30
Ordinance	23	28	26	36	29	28
Average Age	24	31	28	35	33	31

The next table distributes age of the inmate population by sex and charge category.

Category	Female	Male	Grand Total
Alcohol	24	26	25
Drugs	34	29	29
Person	31	30	30
Property	32	30	31
Public Order	31	32	32
Traffic	31	32	32
Grand Total	31	31	31

# Racine County -- Jail Data Review

## *Citizenship*

Only 3.6% of the population reported being non-citizen with 17% of the data showing unknown citizenship.

Citizenship	
US	79.4%
Other	3.6%
UNK	17.0%

## **Length of Stay**

The length of stay at the jail for each inmate is critical to the evaluation of the factors of growth and crowding. A small change in the average length of stay can result in crowding or additional construction. Assuming continued but stable trend of the number of admissions but experiencing an increase in the average length of stay of 3 days results in over 33,000 bed days or the use of 90 beds daily.

**NOTE:** See length of stay data at the Courts Handling section on page 17

All jail population management plans include continuing review of the length of stay and monitoring of individual cases. Jail management plans often track offenders who stay at the jail for long periods and jail managers work with criminal justice system representatives to manage the jail's bed days.

## *Length of Stay by Release Type and Charge Category*

Release Type	Alcohol	Drugs	Person	Property	Public Order	Traffic	LOS
Charge/Sentence Satisfied	2.8	15.9	14.9	15.7	11.2	12.7	<b>13.2</b>
Released to Day Reporting	5.2	52.9	73.1	60.3	98.2	11.3	<b>56.7</b>
Huber Walkaway		28.6	19.2	150.8	37.4	35.0	<b>55.3</b>
To Furlough - Long Term		10.2	3.7	27.0	15.5	11.5	<b>10.8</b>
To/By Prob/Parole Off	7.2	61.1	42.3	35.9	28.8	17.9	<b>35.7</b>
To Responsible Party	0.1	0.2	0.3	1.2	0.3	0.2	<b>0.2</b>
To Sturt. Transitional	11.5	34.0	29.5	15.9	28.0	16.3	<b>26.5</b>
TOT OJ - Long Term or End	2.4	50.9	60.2	70.3	57.6	28.4	<b>52.8</b>
TOT OJ - Short Term (Ret)				231.0		141.7	<b>201.2</b>
(blank)		100.8	107.7	89.3	73.4	86.5	<b>93.3</b>
<b>Length of Stay</b>	<b>2.8</b>	<b>27.3</b>	<b>28.0</b>	<b>28.4</b>	<b>16.6</b>	<b>16.1</b>	<b>21.4</b>

**Note:** TOT refers to the temporary transfer of prisoner from the jail to another agency.

# Racine County -- Jail Data Review

## *Average Length of Stay by Charge Category and Level of Crime Charged*

Using the highest charge group of the 2004 data sample, the following table shows the average length of stay for prisoners. As would be expected, felony, crimes against persons and drugs result in the longest stays at the jail.

Charge Class	Alcohol	Drugs	Person	Property	Public Order	Traffic	Avg. LOS
Contempt Court					29.1		29.1
Felony		74.0	100.6	74.9	73.4	81.5	82.5
Misdemeanor	1.6	13.3	24.4	22.0	12.4	27.0	20.9
Forfeiture	2.2			1.5	4.2	6.1	5.9
Ordinance	4.4	8.3	14.2	8.2	6.3	5.3	6.4
Average Length Stay	4.1	42.6	42.8	35.5	23.1	21.9	30.7

## *Impact of Length of Stay*

The following table shows the count of cases used in the following two tables representing the impact of length of stay on the jail's population.

Length of Stay	Alcohol	Drugs	Person	Property	Public Order	Traffic	Grand Total
1 - 30 Days	86	606	1,369	768	2,017	1,739	6,585
31 - 60		79	186	91	163	130	649
61 - 90		56	123	80	119	60	438
91 - 120		42	72	52	88	44	298
121-150		43	59	38	51	37	228
151 - 200		30	65	41	47	42	225
201 - 250		9	35	16	12	21	93
251 - 300		11	27	5	7	8	58
301 - 350		9	21	3	4	3	40
351 - 400		3	14	2	3	2	24
401 - 450		1	3		3	1	8
451 - 500		1	3				4
501 - 550			1				1
551 - 600		1	2				3
601 - 650		2	1			1	4
Grand Total	86	893	1,981	1,096	2,514	2,088	8,658

The next table computes the days consumed by the data sample of the above population. The 84 inmates that stayed more than 300 days consumed 31,855 days of jail space.

# Racine County -- Jail Data Review

Length of Stay	Alcohol	Drugs	Person	Property	Public Order	Traffic	Grand Total
1 - 30 Days	353	3,441	8,470	4,438	10,311	9,313	36,326
31 - 60		3,466	8,292	4,140	7,002	5,646	28,546
61 - 90		4,024	9,313	6,015	8,562	4,370	32,284
91 - 120		4,373	7,468	5,468	8,887	4,590	30,786
121-150		5,647	7,914	5,145	6,823	5,056	30,585
151 - 200		5,304	11,327	7,214	8,206	7,223	39,274
201 - 250		1,989	7,661	3,425	2,668	4,629	20,372
251 - 300		3,032	7,317	1,358	1,868	2,191	15,766
301 - 350		2,905	6,818	990	1,293	959	12,965
351 - 400		1,087	5,272	719	1,104	727	8,909
401 - 450		427	1,272		1,229	406	3,334
451 - 500		471	1,433				1,904
501 - 550			549				549
551 - 600		591	1,129				1,720
601 - 650		1,254	610			610	2,474
<b>Grand Total</b>	<b>353</b>	<b>38,011</b>	<b>84,845</b>	<b>38,912</b>	<b>57,953</b>	<b>45,720</b>	<b>265,794</b>

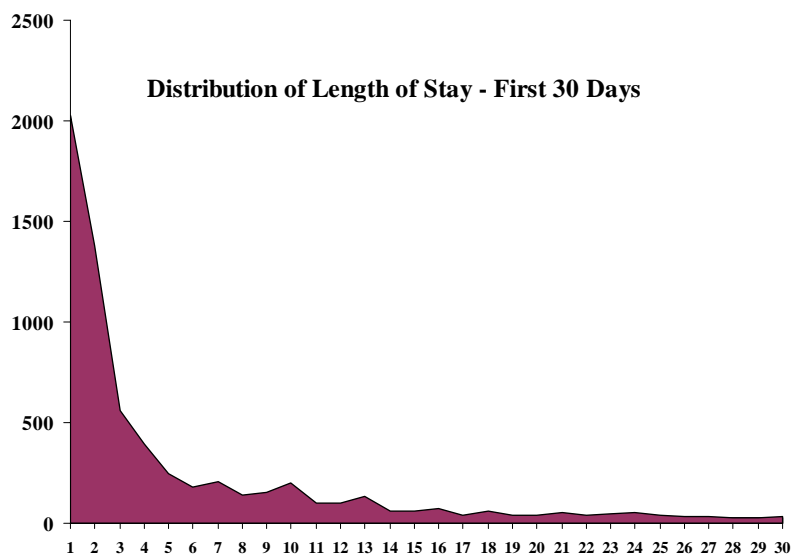
The table above computes the number of days from admission to release for the data sample and includes days in years other than 2004. All of these days are not served in 2004.

The following table distributes the count of case by percentage of the total to show where the bulk of the number of case is distributed. The largest segment is the group that stays less than 30 days (76%).

Length of Stay	Alcohol	Drugs	Person	Property	Public Order	Traffic	Grand Total
1 - 30 Days	0.99%	7.00%	15.81%	8.87%	23.30%	20.09%	76.06%
31 - 60		0.91%	2.15%	1.05%	1.88%	1.50%	7.50%
61 - 90		0.65%	1.42%	0.92%	1.37%	0.69%	5.06%
91 - 120		0.49%	0.83%	0.60%	1.02%	0.51%	3.44%
121-150		0.50%	0.68%	0.44%	0.59%	0.43%	2.63%
151 - 200		0.35%	0.75%	0.47%	0.54%	0.49%	2.60%
201 - 250		0.10%	0.40%	0.18%	0.14%	0.24%	1.07%
251 - 300		0.13%	0.31%	0.06%	0.08%	0.09%	0.67%
301 - 350		0.10%	0.24%	0.03%	0.05%	0.03%	0.46%
351 - 400		0.03%	0.16%	0.02%	0.03%	0.02%	0.28%
401 - 450		0.01%	0.03%		0.03%	0.01%	0.09%
451 - 500		0.01%	0.03%				0.05%
501 - 550			0.01%				0.01%
551 - 600		0.01%	0.02%				0.03%
601 - 650		0.02%	0.01%			0.01%	0.05%
<b>Grand Total</b>	<b>1.0%</b>	<b>10.3%</b>	<b>22.9%</b>	<b>12.7%</b>	<b>29.0%</b>	<b>24.1%</b>	<b>100.0%</b>

# Racine County -- Jail Data Review

The following chart displays that 76% that are released in the first 30-days after booking. The largest volume of 53% is released within the first 24-hours of booking. Clearly, those released after that 30-day period become a small percentage of the jail beds use.



## Release Type by Charge Category

The next table shows the percentage distribution of those released by release type and the charge group.

Release Type	Alcohol	Drugs	Person	Property	Public Order	Traffic	% of Total
Charge/Sentence Satisfied	0.99%	8.07%	17.85%	10.31%	27.23%	21.59%	<b>86.04%</b>
Released to Day Reporting	0.01%	0.04%	0.13%	0.08%	0.10%	0.13%	<b>0.50%</b>
Huber Walkaway		0.01%	0.03%	0.03%	0.05%	0.01%	<b>0.13%</b>
To Furlough - Long Term		0.03%	0.05%	0.01%	0.03%	0.08%	<b>0.20%</b>
To/By Prob/Parole Off	0.01%	0.33%	0.78%	0.38%	0.61%	0.50%	<b>2.61%</b>
To Responsible Party	0.05%	0.04%	0.03%	0.01%	0.04%	0.89%	<b>1.06%</b>
To Sturt. Transitional	0.01%	0.08%	0.33%	0.08%	0.25%	0.09%	<b>0.83%</b>
TOT OJ - Long Term or End	0.03%	1.19%	2.49%	1.32%	1.69%	1.89%	<b>8.60%</b>
TOT OJ - Short Term (Ret)				0.03%		0.01%	<b>0.04%</b>
<b>% of Total</b>	<b>1.11%</b>	<b>9.78%</b>	<b>21.68%</b>	<b>12.24%</b>	<b>30.01%</b>	<b>25.19%</b>	<b>100.00%</b>

# Racine County -- Jail Data Review

## Inmate Type and Sex

Using the sample of 2004 admissions, the following table reports the numbers and percentages of admissions attributed to the agencies for primary billing purposes. The table does not report the arresting agency. The field supports the identification of responsible billing agency. If the offender is facing any State charges the housing is attributed to the State category. If the offender is admitted to the jail exclusively on municipal charges, the prisoner is then listed under the appropriate agency.

Prisoner Attributed to	Count of Female	Count of Male	% of Total
Burlington Town Police		5	0.1%
Burlington City Police	5	26	0.4%
Caledonia Town Police	6	18	0.3%
Wis Dept of Corrections	28	230	3.2%
US Military		1	0.0%
Mt Pleasant Town Police	72	142	2.6%
Norway Town Police	1	1	0.0%
Out of State Agency	1	10	0.1%
Out of County Wisconsin	22	84	1.3%
Racine City Police	332	698	12.7%
Racine County Sheriff	19	104	1.5%
Wis State Patrol Waukesha		3	0.0%
State of Wisconsin	1,317	4,905	76.8%
Sturtevant Village Police	16	26	0.5%
Rochester Town Constable		2	0.0%
Union Grove Village Police		1	0.0%
US Marshall's Service		1	0.0%
Wis Dept Natural Resources	1	5	0.1%
Waterford Town Police		5	0.1%
Wind Point Village Police		2	0.0%
Waterford Village Police	5	10	0.2%

## Most Serious Charge

Each prisoner is likely to face more than one charge. It is difficult or nearly impossible to summarize inmate data without defining the most serious charge for each prisoner. VRJS, with the help of jail staff developed a priority for charges and applied the premise that felons are more serious than misdemeanor and then forfeitures or summons are less serious. Within each level, the State defines levels of A, B, C, etc. We also tried to simplify the charges by grouping them in crimes against persons, crimes against property, drugs, alcohol, public order and traffic.

# Racine County -- Jail Data Review

The following table shows the number of cases in the high charge sample with distribution in the level of offense category (e.g., felony misdemeanor, etc.) and the charge class (e.g., drugs, traffic, etc.). In the level of offense category, the table shows the misdemeanor group at nearly 53%, felony charges at 19.5% and municipal ordinance violations at 16.6%. Among the charge classes, public order offenses account for 29% and traffic at 24% and then crimes against persons at 23%.

Charge Class	Alcohol	Drugs	Person	Property	Public Order	Traffic	Total	% of Total
Contempt Court					712		712	8.2%
Felony		432	489	325	293	148	1687	19.5%
Misdemeanor	5	448	1420	599	1022	1068	4562	52.7%
Forfeiture	5			2	13	242	262	3.0%
Ordinance	76	13	72	170	474	630	1435	16.6%
<b>Total</b>	<b>86</b>	<b>893</b>	<b>1981</b>	<b>1096</b>	<b>2514</b>	<b>2088</b>	<b>8658</b>	<b>100.0%</b>
<b>% of Total</b>	<b>1.0%</b>	<b>10.3%</b>	<b>22.9%</b>	<b>12.7%</b>	<b>29.0%</b>	<b>24.1%</b>	<b>100.0%</b>	

## Bonds Information

### *Average Bond Set by Charge Group*

In this table, we considered all charges for the population instead of the most serious charge and then compared their bond. Detail of this data is included in the appendices.

Category	Average	% of Bonds Set
Alcohol	\$240	0.62%
Drugs	\$6,326	9.40%
Person	\$6,065	29.79%
Property	\$5,003	16.90%
Public Order	\$1,843	25.80%
Traffic	\$1,191	17.47%
<b>Grand Total</b>	<b>\$3,933</b>	<b>100.00%</b>

## Classification

The data sample provided a classification level for most of inmates in the population; however, multiple classifications are recorded as the status changes during the stay at the

# Racine County -- Jail Data Review

---

jail. A snap shot of the population similar to those often provided by the Sheriff's Department show a better representation of the current data for each snap shot view. This data looks at a year's population to summarize the number and types of events. The classification assignment of each prisoner changes during his or her stay due to status change, court proceedings, family issues, attitude, and improved background information.

Classification	% of Total
Administrative segregation	1.3%
AODA program	1.7%
Children first program	0.8%
Criminal (sentenced)	2.1%
Disciplinary segregation	3.2%
Holding cells	10.3%
Huber law inmates	5.6%
Maximum custody-level 3	7.7%
Medical segregation	0.9%
Medium custody-level 2	21.6%
Medical segregation	0.0%
Minimum custody-level 1	36.2%
Pretrial and non-criminal	2.3%
Pretrial Forfeiture	1.9%
Records bureau booking	0.1%
Program inmates	0.1%
Community work service	0.4%
Suicide watch	1.4%
Inmate workers	2.5%

The above table summarizes all classifications applied to all prisoners in the sample during the year. A single inmate may have several classifications during their stay and be reflected in the table above. The typical daily jail "snapshot" of who is in-custody may be a better indicator of the jail's needs.

## Detainers or Holds for Prisoners

Over 4,100 of the 11,000<sup>2</sup> bookings at the jail during 2004 required a detainer or hold for another agency. This is an area for further review and consideration. The following table shows the number of cases in the sample and the number of days consumed by this group. About 270 cases were dropped from the sample because the release date was not

---

<sup>2</sup> The sample size used for most tables is less than the number of prisoners admitted (11,000 +/-) to the jail.

# Racine County -- Jail Data Review

---

shown. We can assume that those prisoners were still in custody at the time of data sampling.

The sample shows 86,000 days used by those prisoners that indicated a DOC hold of some sort. However, we can also assume that many of these cases also involved local charges. The table shows a sum of all the days for prisoner during their stay at the jail that also had detainers.

Detainer Types		Count and Days Used
<b>DOC - Order to Detain</b>	Count of Detainers	2,101
	Sum of Days Used	58,669
<b>DOC - Rev Order &amp; Warrant</b>	Count of Detainers	367
	Sum of Days Used	27,692
<b>House for Out-Of-County</b>	Count of Detainers	60
	Sum of Days Used	2,724
<b>INS Order to Detain</b>	Count of Detainers	4
	Sum of Days Used	167
<b>Out-of-Co.JOC-Huber TXFR</b>	Count of Detainers	16
	Sum of Days Used	934
<b>TELETYPE HOLD</b>	Count of Detainers	1,181
	Sum of Days Used	21,167
<b>WRIT</b>	Count of Detainers	464
	Sum of Days Used	3,448
<b>Total Count of Detainers</b>		4,193
<b>Total Sum of Days Used</b>		114,801

The following table reviews the average length of time between events in the detainer process. The data consider only those held on detainer. The first column shows the average days between booking into the jail and the issuance of detainer, the next shows the average days from booking to the detainer release order, and the last column shows the average of days between detainer order and detainer release, the last column show the average number of days in jail for prisoners with detainers. Further work could provide greater detail for this group but VRJS would need assistance from the Sheriff's staff to explore methods to determine how to define those that are held only on detainers.

# Racine County -- Jail Data Review

---

## Average of Days Between Events

Detainer Type	Booking to Detainer	Booking to Detainer Release	Days Between Detainer Order & Detainer Release	Days in Jail
DOC - Order to Detain	0.8	22.5	21.8	30.0
DOC - Rev Order & Warrant	42.9	79.5	36.8	92.9
House for Out-Of-County	25.4	44.1	14.5	47.8
INS Order to Detain	73.4	55.6	21.8	55.8
Out-of-Co.JOC-Huber TXFR	4.7	59.2	56.5	58.4
TELETYPE HOLD	4.6	16.4	12.5	18.7
WRIT	0.3	6.1	6.0	7.5
Average Days	5.9	23.7	18.5	29.3

The data indicates that the largest contributors of detainers are the Department of Corrections, State of Wisconsin and Out of County courts and law enforcement.

Detainers By Inmate Type	Count
Wis Dept of Corrections	1783
US Immigration & Natural	2
Out of County WISCONSIN	627
Racine City Police	69
Racine County Sheriff	27
State of Wisconsin	1640
Out of State Agency	3
Other Police Agencies	42
Grand Total	4193

The following table represents the release mechanism for those held at the jail and for whom detainers existed during their stay. Most detainers are satisfied by the release of the prisoner to another jurisdiction for their processing.

# Racine County -- Jail Data Review

Release Code of Detainer Group	Percentage
To/By Prob/Parole Off	23.5%
To Responsible Party	0.0%
TOT OJ - Short Term (Ret)	0.1%
Charge/Sentence Satisfied	27.5%
To Furlough - Long Term	0.2%
TOT OJ - Long Term or End	35.1%
Released to Day Reporting	0.6%
To Sturt. Transitional DOC	6.3%
Other and blank	6.8%
<b>Total</b>	<b>100.0%</b>

## Courts Handling Cases

The following table distributes the data sample according to the court identified in the most serious charge group and by crime category.

### *Distribution of Inmate Charge by Court Level and Charge Category*

Category	Circuit Felony	Circuit Juvenile	Circuit Family	Circuit Misd	Circuit Traffic	Municipal	Probate	% of Total
<b>Alcohol</b>				0.02%	0.12%	0.82%		<b>0.96%</b>
<b>Drugs</b>	5.29%	0.01%	0.02%	4.89%	0.05%	0.12%		<b>10.38%</b>
<b>Person</b>	5.92%	0.01%		16.28%	0.15%	0.64%	0.01%	<b>23.02%</b>
<b>Property</b>	3.82%	0.01%		6.79%	0.06%	1.93%		<b>12.62%</b>
<b>Public Order</b>	3.59%	0.13%	8.16%	12.00%	0.33%	4.80%	0.03%	<b>29.04%</b>
<b>Traffic</b>	1.83%	0.01%	0.02%	3.90%	10.62%	7.60%		<b>23.98%</b>
<b>% of Total</b>	<b>20.45%</b>	<b>0.17%</b>	<b>8.20%</b>	<b>43.90%</b>	<b>11.32%</b>	<b>15.91%</b>	<b>0.05%</b>	<b>100.00%</b>

Charges in the most serious group are assigned to the Circuit Court – Felony level in 20% of the cases and 44% of the case are in Circuit Court – Misdemeanor level.

Courts can have a significant impact on the jail’s population and the speed at which in-custody cases are processed by the criminal justice system influences that stay at the jail. The following table provided

# Racine County -- Jail Data Review

## *Average Length of Stay by Court Level and Charge Group*

Category	Circuit Felony	Circuit Juvenile	Circuit Family	Circuit Misd	Circuit Traffic	Municipal	Probate	Avg. LOS
Alcohol				19	21	26		25
Drugs	29	47	25	30	30	22		29
Person	29	18		31	37	29	25	30
Property	30	19		32	20	29		31
Public Order	31	34	35	32	34	27	33	32
Traffic	33	17	32	33	34	29		32
Average Length of Stay	30	32	35	31	34	28	31	31

The longest lengths of stay are shown in the felony Circuit Court, followed by Circuit Juvenile and Family. Crimes against person

The table above shows the length of stay and the following table contrasts that with the volume of cases attributed to each court by percentage of the total.

## CONCLUSION

Racine County contracted with VRJS, Inc. to conduct an additional review of the jail's data to ascertain and report specific information. VRJS, Inc. did not contract to evaluate the criminal justice system practices or to evaluate the norms of incarceration practices. We report our findings of information based solely on the examination of the database. We hope that County officials find value in the reported materials and can use them to develop system improvements or to substantiate previous information. The data is offered so that planning teams can evaluate the current practices of the criminal justice system in its use of the jail resource. We stand ready to answer specific questions about the database and its potential to aid and support future planning. This report is not our final contribution to the County.

VRJS, Inc. reviewed several previous reports and finds that the Sheriff's previous efforts to describe the jail population are consistent with our findings. As with any data examination, the results can vary to some degree due to differences that occur naturally over time.

The data system records information on individual cases in excellent fashion. A wealth of information is available to users. Mining of information is can be difficult in some areas. The system is best suited, as are most jail software packages, for tracking inmates rather than reporting summary information. This particular system is much better than most other systems that we encounter.

The current system does not record or capture crime history information in a structured format for use in this analysis. We were not able to report the criminal history of the large sample and could not provide that element of the needed information simply because of the structure of the database. Criminal histories are captured at several points during the offender processing but are

# Racine County -- Jail Data Review

---

not or cannot be summarized in the database. One can look up the criminal history of any single prisoner but the system cannot summarize the histories of a large group of inmate population. The difficulty in recording criminal history is complex. With each new arrest, the history changes requiring updates. There is always dispute over the number and accuracy of previous arrests and convictions. Then complications over sentences, probation and serving time further cloud the recording process.

The time between events in case processing from arrest to disposition is one area that we have struggled and been unable to complete as of this date. Additional assistance in understanding the structure of the database is needed to further summarize the times between arrest, charging, sentencing, conviction, serving of time and release. VRJS is committed to completion of this data element and reporting of our findings. The Sheriff's Department continues to provide the needed support to complete this important product.

**Racine County  
Jail Data Review**

Count of Charges for 2004 Inmate Population Sample

Charge Class Description

Charge Label	City Ordinance	Class "A" Felony	Class "A" Forfeiture	Class "A" Misdemeanor	Class "B" Felony	Class "B" Misdemeanor	Class "BC" Felony	Class "C" Felony	Class "C" Misdemeanor	Class "D" Felony	Class "E" Felony	Class "F" Felony	Class "G" Felony	Class "H" Felony	Class "I" Felony	Contempt-Circuit Court	County Ordinance	Felony - Unclassified	Misdemeanor-Unclassified	State Forfeiture-Unclass.	Town Ordinance	Village Ordinance	Grand Total
1ST-DEG RECKLESS INJURY								1															1
2ND DEG. SEXUAL ASSAULT/AIDED BY ANOTHER								1															1
2ND DEG SEXUAL ASSAULT CHILD							7	3											1				11
2ND DEG SEXUAL ASSAULT CHILD-MINOR							1																1
2ND DEG SEXUAL ASSAULT/USE FORCE							3	3															6
2ND-DEG RECKLESS INJURY												1											1
9-1-1 NON EMERGENCY USE	2																						2
9-1-1 NON EMERGENCY USE, INTENTIONAL	4																				1		5
ABANDON/JUNK/DISABLED VEHICLE																						1	1
ABUSE VULNERABLE ADULTS																		1					1
ACCUMULATION & STORAGE SOLID WASTE	3																						3
ACCUMULATION UNLICENSED VEHICLES																					1		1
AGGRAVATED BATTERY							1			1								1					3
AGGRAVATED BATTERY - PHYSICALLY DISABLED										1									1				1
AGGRAVATED BATTERY/INTENT-GREAT HARM											2							3					5
AGGRAVATED BATTERY-INTEND GREAT BODILY HARM											1												1
ALTER REGISTRATION	1																						1
ANIMAL AT LARGE	9																						9
ARMED ROBBERY							2				1							1					4
ARMED ROBBERY W/ THREAT FORCE						4																	4
ARMED ROBBERY W/ USE FORCE						11																	11
ARSON BUILDING						1																	1
ARSON BUILDING W/ INTENT DEFRAUD								1															1
ARSON PROPERTY OTHER THAN BUILDING											1						1						2
ATTEMPTED FIRST DEG INTENTIONAL HOMICIDE	1																						1
ATV-OPER ON ROADWAY																				1			1
AUTOMOBILE FOLLOWING TOO CLOSELY																				1	1		2
BATHROOM SINK	1																						1
BATTERY - BODILY HARM										1													1
BATTERY BY PRISONERS										22					5	1							28
BATTERY A PEACE OFFICER				1						16					4								21
BATTERY SCHOOL DISTRICT OFFICERS, ETC											2							1					1
BATTERY, SPECIAL CIRCUMSTANCES											2												2
BICYCLE ON SIDEWALK	2																						2
BOMB SCARE																		1					1
BURGLARY-ARM SELF W/ DANGEROUS WEAPON						5																	5
BURGLARY-ARMED W/ DANGEROUS WEAPON						5																	5
BURGLARY-BUILDING OR DWELLING								70				19											89
BURGLARY-BUILDING OR DWELLING- ARMED								1															1
BURGLARY-COMMIT A BATTERY ON PERSON						2																	2
BURGLARY-ROOM W/IN BUILDING, ETC.								2															2
CABLE TV THEFT-ATTEMPT																			1				1
CARELESS OPER A MV																					1		1
CARRY CONCEALED WEAPON																		2				1	1
CARRYING A CONCEALED WEAPON	3			64																			69
CAT LICENSE REQUIRED	5																						5
CERTAIN TRESPASS/UNWANTED PARTY																					2		2
CHILD ABANDONMENT										1													1
CHILD ENTICEMENT							4			1													5
CHILD NEGLECT				4									1										5
CLOSING HOUR VIOLATION	13																						13
CLOSING HOURS VIOLATION	1																						1
CONTEMPT COURT - CHILD SUPPORT																		18					18
CONTEMPT COURT - CHILD SUPPORT & OTHER																		401					401
CONTEMPT COURT - DISOBEY ORDER																		29					29
CONTEMPT COURT - MISCONDUCT IN COURT																		3					3
CONTRIBUTE/DELINQUENCY CHILD																				1			1
CONTRIBUTING THE DELINQUENCY A CHILD																		1		1			2
CONTRIBUTING TRUANCY	1																	2					3
CREDIT CARD-FALSE STATEMENTS																		1					1
CREDIT CARD-FRAUDULENT USE				5																			5
CRIMINAL DAMAGE PROPERTY	1			138																	1		140
CRIMINAL DAMAGE PROPERTY-COUNT #1				1																			1
CRIMINAL TRESPASS				49		1							1										51
CRUELTY ANIMALS	7																						7
CURFEW																					1	2	3
CURFEW VIOLATION - PARENT	7																						7
CURFEW VIOLATION, MINOR	34																						34
DANGEROUS WEAPONS ON SCHOOL PREMISES				1																			1
DEFECTIVE BRAKELIGHT	1																						1
DEFECTIVE TAIL LAMP	1																						1
DESTRUCTION PROPERTY/VANDALISM	1																						1
DEVIATION DESIGNATED LANE			1																				1
DIRECT SELLER REGISTRATION VIOLATION																					2	3	5
DISCHARGE A WEAPON	2																						2
DISORDER CONDUCT								1															1
DISORDERLY CONDUCT	105			1		656											98	1	2	4	7	11	885
DISORDERLY CONDUCT - DISTURBING PEACE	2																						2
DISORDERLY CONDUCT - FIGHTING	1																						1
DISORDERLY CONDUCT/ DOMESTIC ABUSE							1																1

**Racine County  
Jail Data Review**

Count of Charges for 2004 Inmate Population Sample

Charge Class Description

Charge Label	City Ordinance	Class "A" Felony	Class "A" Forfeiture	Class "A" Misdemeanor	Class "B" Felony	Class "B" Misdemeanor	Class "BC" Felony	Class "C" Felony	Class "C" Misdemeanor	Class "D" Felony	Class "E" Felony	Class "F" Felony	Class "G" Felony	Class "H" Felony	Class "I" Felony	Contempt-Circuit Court	County Ordinance	Felony - Unclassified	Misdemeanor-Unclassified	State Forfeiture-Unclass.	Town Ordinance	Village Ordinance	Grand Total	
DISORDERLY CONDUCT- ARMED																							2	
DISORDERLY HOUSE	16																						16	
DISPLAY FALSE REGISTRATION PLATE	1																			1			2	
DISPLAY UNAUTHORIZED PLATE	13																5		3	2		7	30	
DOG LICENSE	24																						24	
DRINK OPEN INTOXICANTS IN MV	3																2			2		3	10	
DRINKING INTOXICANTS WHERE PROHIBITED																						1	1	
DRIVING TOO FAST FOR CONDITIONS																							3	
DRUGGED DRIVING																	5		4		1		10	
ENDANGER SAFETY/RECKLESS USE FIREARM										2													2	
ENFORCE CHILD SUPPORT																471							471	
ENFORCE DETERMINE CHILD SUPPORT																48							48	
ENFORCEMENT CONTEMPT PROCEEDINGS																7							7	
ENTRY IN A LOCKED COIN BOX				1																			1	
ENTRY IN A LOCKED VEHICLE				5																			5	
EQUIP MV W/ ILLEGAL MUFFLER	1																						1	
ESCAPE				4						3				2					1				10	
EXCEEDING SPEED ZONES/POSTED LIMITS	15																				4	3	7	29
EXPEL SALIVA TOWARDS OFFICER															1								1	
EXPIRED METER VIOLATION	1																						1	
EXPOSING GENITALS OR PUBIC AREA				2															1				3	
EXTERIOR DOOR	1																						1	
EXTRADITION																		4					4	
FAIL SIGNAL TURN																1							1	
FAIL/CAUSE CHILD ATTEND SCHOOL																			13				13	
FAIL/COMPLY STOPPING LIGHT REQMTS	1																						1	
FAIL/DISPLAY VEHICLE LICENSE PLATES																			1		1		2	
FAIL/MAINTAIN LICENSE PLATE LAMP WIRING	1																						1	
FAIL/NOTIFY ADDRESS CHANGE(PHOTOLICENSE)																						1	1	
FAIL/OBEY TRAFFIC OFFICER SIGNAL/ORDER	3															1							4	
FAIL/REPORT JAIL (MISD)				1																			1	
FAIL/STOP AT STOP SIGN	10																						11	
FAIL/STOP FOR FLASHING RED SIGNAL	1																			1			2	
FAILURE ACT PREVENT BODILY HARM A CHILD												2						1					3	
FAILURE AID OFFICER	1																						1	
FAILURE APPEAR (MATERIAL WITNESS)																		1					1	
FAILURE APPLY FOR TRANSFER TITLE																				1			1	
FAILURE CUT NOXIOUS WEEDS	3																						3	
FAILURE EXTERMINATE	1																						1	
FAILURE NOTIFY POLICE ACCIDENT	1																						1	
FAILURE OBEY TRAFFIC OFFICER/SIGNAL	2			2								1					1		5	2		1	4	
FAILURE PAINT GARAGE	2																						2	
FAILURE PAINT HOUSE	2																						2	
FAILURE QUARANTINE DOG	2																						2	
FAILURE REPAIR GARAGE	2																						2	
FAILURE REPORT JAIL				1						7													8	
FAILURE STOP/IMPROPER STOP AT STOP SIGN	3																				2		5	
FAILURE SUPPORT				1							2					1							4	
FAILURE SUPPORT - NON-SUPPORT CHILD							1																1	
FAILURE YIELD RIGHT WAY STOP SIGN	3																				2		5	
FAILURE YIELD RT/WAY PARKED POSITION	2																						2	
FAILURE YIELD WHEN ENTERING ALLEY	1																						1	
FAILURE YIELD/STOP FOR EMERGENCY VEHICLE	1																						1	
FALSE ALARM	1																						1	
FALSE IMPRISONMENT										6				2									8	
FALSE IMPRISONMENT W/ARMED															1								1	
FALSIFIED I.D. CARD	4																						4	
FELON POSS FIREARM													2										2	
FELON POSS FIREARM (PREV. CONVICTION)										1	1								3				5	
FELONY BAIL JUMPING										85			18										103	
FELONY CRIMINAL DAMAGE PROPERTY										3													3	
FELONY FAILURE REPORT JAIL				1						5		1											7	
FELONY INTIMIDATION A VICTIM										2		1											3	
FELONY INTIMIDATION A VICTIM-THREATEN FORCE													1										1	
FELONY INTIMIDATION A WITNESS										1													1	
FELONY RECEIVING STOLEN PROPERTY								1			1				1								3	
FELONY RETAIL THEFT OVER \$1,000											1												1	
FELONY RETAIL THEFT OVER \$2,500															1								1	
FELONY THEFT											1			2					1				4	
FELONY THEFT OVER \$1000												7			1					1			9	
FELONY THEFT OVER \$2500								9															9	
FELONY THEFT OVER \$5000													1	2									3	
FIREWORKS VIOLATION	11																						11	
FIRST DEG INTENTIONAL HOMICIDE		20		2																			22	
FIRST DEG INTENTIONAL HOMICIDE-ATTEMPTED		1																					1	
FIRST DEG RECKLESS ENDANGERMENT										14	1	3											18	
FIRST DEG RECKLESS INJURY								1															1	
FIRST DEG SEXUAL ASSAULT				1																			1	
FLEEING & ELUDING											33				2				1				36	
FOOD AND SHELTER	2																						2	

**Racine County  
Jail Data Review**

Count of Charges for 2004 Inmate Population Sample

Charge Class Description

Charge Label	City Ordinance	Class "A" Felony	Class "A" Forfeiture	Class "A" Misdemeanor	Class "B" Felony	Class "B" Misdemeanor	Class "BC" Felony	Class "C" Felony	Class "C" Misdemeanor	Class "D" Felony	Class "E" Felony	Class "F" Felony	Class "G" Felony	Class "H" Felony	Class "I" Felony	Contempt-Circuit Court	County Ordinance	Felony - Unclassified	Misdemeanor-Unclassified	State Forfeiture-Unclass.	Town Ordinance	Village Ordinance	Grand Total
FORGERY				1				17						4									22
FOURTH DEG SEXUAL ASSAULT				8																			8
FRAUD ON HOTEL, RESTAURANT OR TAXICAB				2																			2
GAMBLING	5																						5
GIVING FALSE AGE	1																						1
GLEANING	4																						4
GREAT BODILY INJURY INTOXICATED USE VEHICLE							1																1
HABITUAL TRUANCY	2																						2
HARASSING TELEPHONE CALLS	4																						4
HARASSMENT				1																			1
HEADLAMP VIOLATION	2																						2
HIT AND RUN				1																			1
HIT AND RUN - ATTENDED VEHICLE																			13				13
HIT AND RUN - INJURY				9														1					10
HIT AND RUN - PROPERTY ADJACENT HIGHWAY	3																				1		4
HIT AND RUN - UNATTENDED VEHICLE	3																						3
HOMICIDE BY INTOXICATED USE A VEHICLE				1																			1
ILLEGAL USE RADIO, ETC.	3																1						4
IMPROPER DISPLAY LICENSE PLATES/TAGS																						1	1
IMPROPER PARKING/STANDING VEHICLE	3																			1			4
IMPROPER REGISTRATION VEHICLE	1																						1
IMPROPER STOP/STOP SIGN-CLEAR LINE	1																						1
IMPROPERLY LOCATE VEH.DIRECTIONAL LIGHTS	1																						1
INADEQUATE OR DEFECTIVE BRAKES	1																						1
INATTENTIVE DRIVING	3																						3
INCEST							1																1
INJURY BY INTOXICATED USE A VEHICLE										5		2											7
INJURY BY NEGLIGENT DANGEROUS WEAPON											2												2
INJURY BY NEGLIGENT USE/WEAPON/EXPLOSIVE																		1					1
INSTIGATING FIGHTS BETWEEN ANIMALS											1												1
INTERFERE W/ CHILD CUSTODY-OTHER PARENT												1											1
INTOXICATING BEVERAGE IN PARK	1																						1
ISSUANCE WORTHLESS CHECKS																						1	1
ISSUE A WORTHLESS CHECK				44							4										3	14	65
JIPS CHILD/HABITUALLY TRUANT/SCHOOL																			1				1
KEEP OPEN INTOXICANTS IN MV	3																5					2	10
KIDNAPPING					4		2																6
KNOWINGLY VIOLATE A DOMESTIC ABUSE ORDER																							19
LEWD AND LASCIVIOUS BEHAVIOR				2																			2
LITTERING	3																						3
LOITERING AND PROWLING	53																						53
MAINTAINING A DRUG TRAFFICKING PLACE												1				6							26
MANDATORY SEATBELTS REQUIREMENT	9																						9
MANF/DIST/DEL COCAINE							2		1	1	4							33	1				42
MANF/DIST/DEL COCAINE 1000FT SCHOOL																			1				1
MANF/DIST/DEL NARCOTIC																			2				2
MANF/DIST/DEL THC														2	4				16				22
MAYHEM				1																			1
MINOR TRANSPORTING INTOXICANTS IN MV	1																						1
MISAPPROP PERSONAL MATERIALS									13							5							18
MISCONDUCT/OFFICE-FAIL/PERFORM KNOWNDUTY							1																1
MISD BAIL JUMPING																1							148
MISD BATTERY				439	2																		441
MISD BATTERY/AMENDED				1																			1
MISD BATTERY-DOMESTIC				1																			1
MISD BATTERY-DOMESTIC ABUSE				1																			1
MISD BATTERY- ARMED				1																			1
MISD FAILURE REPORT JAIL				9																			9
MISD INTIMIDATION A VICTIM				1																			1
MISD RECEIVING STOLEN PROPERTY				16																			16
MISD RETAIL THEFT				153																		3	156
MISD RETAIL THEFT-2ND				2																			2
MISD THEFT				123																		1	124
MISD THEFT-ARMED				1																			1
MISD THEFT-MOVABLE PROPERTY				1																			1
MISTREATING ANIMALS				1															1	1			3
NEGLIGENT FIRE	6																						6
NEGLIGENT HANDLING A WEAPON				4																			4
NEGLIGENT HANDLING BURNING MATERIAL																						1	1
NO TAIL LAMP/DEFECTIVE TAIL LAMP-NIGHT	5																						5
NON-REGISTRATION VEHICLE	10																5		1	6	6	11	39
NUISANCE VEHICLE	6																						6
NUISANCES - BARKING DOG / CRYING CAT	1																						1
OBSTRUCTING AN OFFICER				6																			6
OBSTRUCTING OR RESISTING A WARDEN				3																			3
OBSTRUCTING OR RESISTING AN OFFICER				575																		2	580
OBSTRUCTING POLICE OFFICER	1																						1
OBSTRUCTION OFFICERS																	39						39
OBTAIN PRESCRIPTION DRUG W/ FRAUD																			1				1
OBTAINING A CONTROLLED SUBSTANCE BY FRAUD													1					4					5

**Racine County  
Jail Data Review**

Count of Charges for 2004 Inmate Population Sample

Charge Class Description

Charge Label	City Ordinance	Class "A" Felony	Class "A" Forfeiture	Class "A" Misdemeanor	Class "B" Felony	Class "B" Misdemeanor	Class "BC" Felony	Class "C" Felony	Class "C" Misdemeanor	Class "D" Felony	Class "E" Felony	Class "F" Felony	Class "G" Felony	Class "H" Felony	Class "I" Felony	Contempt-Circuit Court	County Ordinance	Felony - Unclassified	Misdemeanor-Unclassified	State Forfeiture-Unclass.	Town Ordinance	Village Ordinance	Grand Total
OPEN / DRINKING INTOX ON STREET/SIDEWALK	34																						34
OPEN INTOXICANTS IN MV	2																						2
OPER MOTOR VEH. W/O ADEQUATE MUFFLER	2																					1	3
OPER MV AFTER REV/SUSP - 2ND OFFENSE																			10				10
OPER MV AFTER REV/SUSP - 3RD OFFENSE																			1				1
OPER MV AFTER REVOC/SUSP - 5TH OR SUBS																			1				1
OPER MV W/O SAFETY GLASS	1																						1
OPER MOTORCYCLE W/O VALID LICENSE	1																						1
OPER UNREGISTERED VEHICLE	1																					2	3
OPER VEHICLE W/O REGISTRATION LAMPS	1																						1
OPER VEHICLE W/O STOPPING LIGHTS	2																			1		1	4
OPER W/O CARRYING LICENSE	3																			1			4
OPER A MV W/O OWNERS CONSENT	1			5					44	16				8	8				3				85
OPER CMV W/O A LICENSE - 1ST OFFENSE	3																		1			1	5
OPER LEFT CENTER LINE																			1		1		2
OPER DISQUALIFIED																			1				1
OPER INTOXICATED - 1ST OFFENSE	32			3													42		20	103	17	27	244
OPER INTOXICATED - 2ND OFFENSE			1																178	1			180
OPER INTOXICATED - 3RD OFFENSE		1																1	97				99
OPER INTOXICATED - 3RD OFFENSE-W/ CHILD																			1				1
OPER INTOXICATED - 4TH OFFENSE																			33				33
OPER INTOXICATED - 5TH AND >												7						22					29
OPER INTOXICATED - 5TH AND >																		1					1
OPER INTOXICATED - 5TH OFFENSE																		1		1			2
OPER INTOXICATED CAUSING INJURY												1						16					17
OPER REVOKED	5																1	448			1		455
OPER REVOKED 4TH OFFENSE																		1					1
OPER REVOKED-3RD																		2					2
OPER REVOKED-4TH																		3					3
OPER REVOKED-4TH																		1					1
OPER REVOKED-9TH																		1					1
OPER SUSPENDED	265																14	5	43	6	31		364
OPER SUSPENDED 2ND	1																						1
OPER SUSPENDED/OAS-4TH	1																						1
OPER SUSPENDED-2ND	3																1		2				6
OPER SUSPENDED-3RD	2																		1				3
OPER SUSPENDED-4TH	1																						1
OPER SUSPENDED-5TH	1																						1
OPER W/ A PROHIBITED ALCOHOL	3			37								2									1		43
OPER W/ A PROHIBITED ALCOHOL 5TH												1											1
OPER W/O A LICENSE	2																						2
OPER W/O A LICENSE - 1ST OFFENSE	65																8	12	22	4	8		119
OPER W/O A LICENSE - 2ND OFFENSE																			21				21
OPER W/O A LICENSE - 3RD OFFENSE																			11				11
OPER W/ TV VISIBLE DRIVER	1																						1
OPERATOR VIOLATE RED TRAFFIC LIGHT	5																						5
OTHER HEADLAMP EQUIPMENT VIOLATIONS	1																						1
OTHER LIQUOR LAW VIOLATION	1																						1
OWNERS LIABILITY-ILLEGAL PASS/SCH. BUS PANHANDLING	1																					1	1
PASSENGER																			1				1
PEDDLERS LICENSE REQUIRED	1																						1
PEDESTRIAN/BIKE ON EXPRESSWAY/PROHIBITED																		1					1
PERMIT UNAUTHORIZED MINOR DRIVE																						1	1
PERMITTING UNAUTHORIZED PERSON DRIVE - MINOR	1																						1
PETTY THEFT																						2	3
PHYSICAL ABUSE CHILD							8		27	3		10		1									49
POINTING A FIREARM AT ANOTHER				4																			4
POSS ECSTASY W/ INTENT DELIVER																	1						1
POSSESSION THC 2ND OR SUBSEQUENT OFFENSE																			2				36
POSS OPEN INTOXICANTS IN MV	1															34			1		1		3
POSS W/ INTENT-AMPHETAMINE(>3-10G)																		1					1
POSS W/INTENT/DELIVER NON-NARCOTICS																			1				1
POSS W/INTENT-COUNTERFEIT NARCOTICS																			2				2
POSS / CONSUMPTION UNDERAGE PERSON	45																						45
POSS FIREARM											8		1										9
POSS FIREARM BY FELON											1												1
POSS FIREARM-BY FELON													1										1
POSS A FIREARM INTOXICATED				5																			5
POSS A SWITCHBLADE KNIFE				4																			4
POSS BURGLARIOUS TOOLS											8												8
POSS CHILD PORNOGRAPHY											1					1							2
POSS COCAINE				2							1				12			4	45				64
POSS CONTROLLED SUBSTANCE										1													1
POSS DANGEROUS WEAPON	3																						3
POSS DRUG PARAPHERNALIA																		1	1	145			147
POSS HEROIN															1			2					3
POSS MARIJUANA	2																5						7
POSS MARIJUANA OR THC	1																						1
POSS METHAMPHETAMINE																		3					3

**Racine County  
Jail Data Review**

Count of Charges for 2004 Inmate Population Sample Charge Class Description

Charge Label	City Ordinance	Class "A" Felony	Class "A" Forfeiture	Class "A" Misdemeanor	Class "B" Felony	Class "B" Misdemeanor	Class "BC" Felony	Class "C" Felony	Class "C" Misdemeanor	Class "D" Felony	Class "E" Felony	Class "F" Felony	Class "G" Felony	Class "H" Felony	Class "I" Felony	Contempt-Circuit Court	County Ordinance	Felony - Unclassified	Misdemeanor-Unclassified	State Forfeiture-Unclass.	Town Ordinance	Village Ordinance	Grand Total
POSS NARCOTIC CONTROLLED SUBSTANCE																1							4
POSS NON-NARCOTIC CONTROLLED SUBSTANCE																1							1
POSS OPEN CONTAINER IN PUBLIC ONLY APPLIES AGE 21 AND (	1																						1
POSS PRESCRIPTION DRUG																			1				1
POSS SHOTGUN OR RIFLE											4												4
POSS STUN GUN											1												2
POSS THC (Tetrahydrocannabinols)										1						13		8	160				182
POSS THC-25 GRAMS OR LESS	11																						11
POSS TOBACCO	19																						19
POSS TOBACCO PRODUCTS																						1	1
POSS INTENT MANUF/DIST/DEL COCAINE							7		1	2	10	4							36				60
POSS INTENT MANUF/DIST/DEL HEROIN											1								2				3
POSS INTENT MANUF/DIST/DEL THC																			48				71
POSS/CONSUMP ALCOHOLIC BEV UNDERAGE PERSON	6																2			4	3	1	16
PROSTITUTION-NONMARITAL SEX. INTERCOURSE				3																			3
PROSTITUTION-SEXUAL GRATIFICATION				2																			2
PROWLING	1																						1
PROWLING AND BLOCKING	1																						1
RADIO & OTHER SOUND AMPLIFICATION DEVICES	2																						2
RECKLESS DRIVING CAUSING INJURY																				1			1
RECKLESS DRIVING-ENDANGER SAFETY	1																1					1	4
REPEATED SEXUAL ASSAULT A CHILD				6																			6
RESISTING ARREST											1												1
RESISTING/OBSTRUCTING POLICE OFFICER	43																						43
RETAIL THEFT	60																				5	2	67
ROBBERY W/ THREAT FORCE						2					2												4
ROBBERY W/ USE FORCE						19					3												22
SAFETY BELT VIOLATIONS-CHILD UNDER 4 YRS																						1	1
SALE UNDERAGE PERSON-A	1																						1
SECOND DEG INTENTIONAL HOMICIDE				1																			1
SECOND DEG RECKLESS ENDANGERMENT											10	6											16
SECOND DEG RECKLESS INJURY										1													1
SECOND DEG SEXUAL ASSAULT							6																6
SEX ASSAULT STUDENT BY SCHOOL STAFF																			1				1
SEX OFFENDER REGISTRY VIOLATION																				4			9
SEXUAL ASSAULT A CHILD/13				15			1																16
SEXUAL ASSAULT A CHILD/16							14	3					1										18
SNOW ON SIDEWALK	1																						1
SNOW REMOVAL	2																						2
SOLICITING AND PATRONIZING PROSTITUTION	1																						1
SPEEDING - FREEWAY																	16		2	4			22
SPEEDING ON CITY HIGHWAY	1																						1
SPEEDING VIOLATIONS	4																3		1	1			9
STAIRWAY, LANDING, PLATFORM AND RODECK	1																						1
STALKING												1							1				3
SUBSTANTIAL BATTERY											7												15
SUBSTANTIAL BATTERY W/ INTENT											2												4
SUSPENDED REGISTRATION	28																				6	1	16
TELEPHONE HARASSMENT																							2
THEFT	5					2												3					8
THEFT (LESS THAN \$1,000)																							1
THEFT BY CONTRACTOR																							1
THEFT LIBRARY MATERIALS																							3
THIRD DEG SEXUAL ASSAULT																							6
THREAT INJURE/ACCUSE CRIME-OFFICIAL																							1
TOILET SEAT	1																						1
TRANSPORT CHILD >4<8 W/O RESTRAINTS	1																						1
TRESPASS	1																						1
TRESPASS - A	35																						35
TRESPASS - B	33																						33
TRESPASS LAND																							4
TRESPASS																							4
TRESPASS LAND																							2
TRUANCY																						5	9
TRUANCY (1ST OFFENSE)	32																						32
TRUANCY (2ND - 4TH OFFENSE)	12																						12
UNCLEAN/DEFECTIVE LIGHTS OR REFLECTORS	1																						1
UNDERAGE ALCOHOL POSS/CONSUMPTION																							2
UNDERAGE DRINKING-PROCURES	1																						1
UNDERAGE LIQUOR VIOLATION	2																						2
UNDERAGE PERSON ON PREMISIS	4																						4
UNDERAGE POSS ALCOHOL																							1
UNDERAGE POSS TOBACCO																							1
UNLAW. PHONE USE-THREATENS HARM				1		2																	5
UNLAWFUL U/Y TURN	2																						3
UNREASONABLE AND IMPRUDENT SPEED	6																						8
UNREASONABLE DISTURBANCE PROHIBITED	17																						17
UNSAFE BACKING A VEHICLE																							1
UNSAFE PASSING ON RIGHT																							1
USE A COMPUTER FACILITATE A CHILD SEX CRIME																							1

**Racine County  
Jail Data Review**

Count of Charges for 2004 Inmate Population Sample

Charge Class Description

Charge Label	City Ordinance	Class "A" Felony	Class "A" Forfeiture	Class "A" Misdemeanor	Class "B" Felony	Class "B" Misdemeanor	Class "BC" Felony	Class "C" Felony	Class "C" Misdemeanor	Class "D" Felony	Class "E" Felony	Class "F" Felony	Class "G" Felony	Class "H" Felony	Class "I" Felony	Contempt-Circuit Court	County Ordinance	Felony - Unclassified	Misdemeanor-Unclassified	State Forfeiture-Unclass.	Town Ordinance	Village Ordinance	Grand Total
UTTERING A FORGERY																							8
VACCINATION DOG	8																						8
VANDALISM VEHICLE	6																						6
VANDALISM, PRIVATE BUILDING AND PROPERTY	1																						1
VERBAL ABUSE	12																						12
VIOLATE TRAFFIC-CONTROL SIGNAL-VEHICLE	2																					1	3
VIOLATE/HARASSMENT RESTRAINING ORDER																			4				4
VIOLATION ABSOLUTE SOBRIETY																	1		3				4
VIOLATION INJUNCTION - HARASSMENT																			2				2
VIOLATION SAFETY BELT REQUIREMENTS																					1		1
VIOLATION TEMPORARY RESTRAINING ORDER																			10				10
WARRANT ON FAILURE APPEAR (DEFENDANT OR WITNESS)																10			1				11
WORTHLESS CHECKS	3																2					1	6
(blank)	9	1		24	1	2		6		7	3			1	2	15	1	4	14	1	1	2	94
Grand Total	1355	26	2	1926	60	669	36	231	1	274	142	45	20	97	125	1007	276	243	1339	229	85	195	8383

# Racine County -- Jail Data Review

## APPENDIX B AVERAGE BONDS SET BY ALPHABETIC CHARGE

### *Average Bond Set by Individual Charge*

This table includes all charges for individuals booked in 2004 data sample, showing the average bonds and the number listed. Several bonds maybe listed for prisoners due to multiple charges at time of booking and for outstanding warrants.

Charge	Average Bond	Cases		Average Bond	Cases
1ST-DEG RECKLESS INJURY	\$43,750	4	CHILD NEGLECT	\$4,375	12
2D DEG. SEXUAL ASSAULT/AIDED BY ANOTHER	\$5,000	1	CLEANLINESS UNIT	\$603	2
2D DEG SEXUAL ASSAULT CHILD	\$14,950	10	CLOSING HOUR VIOLATION	\$174	17
2D DEG SEXUAL ASSAULT CHILD-MINOR	\$5,000	1	CLOSING HOURS VIOLATION	\$267	1
2D DEG SEXUAL ASSAULT/USE FORCE	\$21,900	8	CONTEMPT COURT - CHILD SUPPORT	\$1,182	17
2D-DEG RECKLESS INJURY	\$7,500	1	CONTEMPT COURT - CHILD SUPPORT & OTHER	\$1,201	548
9-1-1 NON EMERGENCY USE	\$243	6	CONTEMPT COURT - DISOBEY ORDER	\$1,273	32
9-1-1 NON EMERGENCY USE, INTENTIONAL	\$314	7	CONTEMPT COURT - MISCONDUCT IN COURT	\$25,000	1
ABANDON/JUNK/DISABLED VEHICLE	\$162	1	CONTRIBUTE/DELINQUENCY CHILD	\$500	2
ABUSE VULNERABLE ADULTS	\$1,000	1	CONTRIBUTING TO THE DELINQUENCY A CHILD	\$3,980	25
ACCUMULATION & STORAGE SOLID WASTE	\$231	3	CONTRIBUTING TO TRUANCY	\$238	1
ACCUMULATION UNLICENSED VEHICLES	\$110	1	CREDIT CARD-FALSE STATEMENTS	\$500	1
AGGRV BATTERY	\$33,750	8	CREDIT CARD-FRAUDULENT USE	\$2,663	23
AGGRV BATTERY - ELDERLY PERSON	\$15,000	2	CREDIT CARD-THEFT BY ACQUISITION	\$17,000	3
AGGRV BATTERY - PHYSICALLY DISABLED	\$7,500	1	CREDIT CARD-THEFT BY RECEIPT	\$500	1
AGGRV BATTERY/INTENT-GREAT HARM	\$4,583	6	CREDIT FRAUD-INTRODUCE INFO	\$2,000	1
AGGRV BATTERY-INTEND GREAT BODILY HARM	\$10,000	1	CREDIT FRAUD-USE TO DEFRAUD	\$1,000	1
ALLOW USE AS PLACE PROSTITUTION	\$5,000	1	CRIMINAL DAMAGE TO PROPERTY	\$2,431	291
ALTER IDENTITY MARKS-	\$500	1	CRIMINAL DAMAGE TO PROPERTY-COUNT #1	\$250	1
ALTER IDENTITY MARKS-MANUFACTURER PROPERTY	\$4,000	2	CRIMINAL DAMAGE TO PROPERTY-COUNT #2	\$250	1
ALTER REGISTRATION	\$170	3	CRIMINAL DAMAGE TO PROPERTY-DOMESTIC ABUSE	\$250	1
ANIMAL AT LARGE	\$172	17	CRIMINAL DAMAGE TO RELIGIOUS PROPERTY	\$50,000	1
ARMED ROBBERY	\$74,786	14	CRIMINAL TRESPASS	\$1,708	123
ARMED ROBBERY WITH THREAT FORCE	\$45,000	3	CRUELTY TO ANIMALS	\$357	14
ARMED ROBBERY WITH USE FORCE	\$18,900	10	CURFEW	\$80	4
ARMED ROBBERY-WITH THREAT FORCE	\$50,000	1	CURFEW VIOLATION	\$70	2
ARSON BUILDING	\$13,000	2	CURFEW VIOLATION - PARENT	\$101	10
ARSON BUILDING W/ INTENT TO DEFRAUD	\$20,000	1	CURFEW VIOLATION, MINOR	\$72	45
ARSON PROPERTY OTHER THAN BUILDING	\$2,500	2	DANGEROUS WEAPONS ON SCHOOL PREMISES	\$540	5
ASSAULT BY PRISONERS	\$7,500	2	DEFECTIVE BRAKELIGHT	\$149	1
ATTEMPTED 1ST DEG INTENTIONAL HOMICIDE	\$75,000	1	DEFECTIVE TAIL LAMP	\$75	1
ATTEMPTED FIRST DEG INTENTIONAL HOMICIDE	\$40,000	2	DESTRUCTION PROPERTY/VANDALISM	\$350	1
ATV-OPER ON FREEWAY	\$181	1	DEVIATION FROM DESIGNATED LANE	\$133	6
ATV-OPER ON HIGHWAYS	\$181	1	DIRECT SELLER REGISTRATION VIOLATION	\$164	5
ATV-OPER ON ROADWAY	\$102	1	DISCHARGE FIREARM IN SCHOOL ZONE	\$7,500	1
AUTOMOBILE FOLLOWING TOO CLOSELY	\$162	9	DISCHARGE A WEAPON	\$548	3
BAIL JUMPING	\$450	6	DISORDERLY CONDUCT	\$861	1797
BATHROOM CABINET	\$176	2	DISORDERLY CONDUCT - DISTURBING THE PEACE	\$173	2
BATHROOM SINK	\$176	2	DISORDERLY CONDUCT - FIGHTING	\$293	1
BATHTUB	\$176	2	DISORDERLY CONDUCT/ DOMESTIC ABUSE	\$1,000	1
BATTERY BY PRISONERS	\$4,625	32	DISORDERLY CONDUCT/ DOMESTIC ABUSE	\$150	1
BATTERY A PEACE OFFICER	\$2,847	19	DISORDERLY CONDUCT/MV	\$162	1
BATTERY OR THREAT TO JUDGE	\$10,000	1	DISORDERLY CONDUCT-ARMED	\$3,000	2
BATTERY, SPECIAL CIRCUMSTANCES	\$3,500	3	DISORDERLY CONDUCT-OTHERWISE	\$450	1
BICYCLE ON SIDEWALK	\$70	3	DISORDERLY CONDUCT-VIOLENT	\$3,160	5
BOMB SCARE	\$10,000	2	DISORDERLY CONDUCT-WHILE ARMED	\$150	3
BRIBERY WITNESS	\$20,000	1	DISORDERLY HOUSE	\$610	19
BUILDING PERMIT VIOLATION	\$100	1	DISPLAY FALSE REGISTRATION PLATE	\$191	5
BURGLARY-ARM SELF W/ DANGEROUS WEAPON	\$33,333	6	DISPLAY UNAUTHORIZED PLATE	\$193	105
BURGLARY-ARMED W/ DANGEROUS WEAPON	\$32,000	4	DOG LICENSE	\$188	64
BURGLARY-BUILDING OR DWELLING	\$7,386	105	DRINK OPEN INTOXICANTS IN MV	\$174	26
BURGLARY-BUILDING OR DWELLING-WHILE ARMED	\$20,000	2	DRINKING INTOXICANTS WHERE PROHBD	\$113	1
BURGLARY-COMMIT A BATTERY ON PERSON	\$15,000	2	DRIVING ON SIDEWALK	\$40	1
BURGLARY-ROOM W/IN BUILDING, ETC.	\$6,000	4	DRIVING TOO FAST FOR CONDITIONS	\$163	8
CABLE TV THEFT-ATTEMPT	\$200	1	DRUGGED DRIVING	\$717	9
CARELESS OPER A MV	\$102	1	"ELECTION FRAUD-ASSIST W/VIOLATION		
CARELESS OPER SNOWMOBILE	\$94	1	"	\$6,750	6
CARJACKING - ARMED	\$30,000	1	ELECTRICAL OUTLET COVERS	\$176	1
CARRY CONCEALED WEAPON	\$541	2	ENFORCE THE DUTY CHILD SUPPORT OR MAINTENANCE	\$1,546	401
CARRYING A CONCEALED WEAPON	\$3,335	111	ENFORCE THE PROCEEDING DETERMINE PATERNITY	\$1,414	18
CAT LICENSE REQUIRED	\$181	7	ENFORCEMENT CONTEMPT PROCEEDINGS	\$688	3
CAUSING CHILD < 13 TO VIEW SEXUAL ACTIVITY	\$10,000	1	ENTRY INTO A LOCKED COIN BOX	\$400	2
CERTAIN TRESPASS/UNWANTED PARTY	\$174	2	ENTRY INTO A LOCKED VEHICLE	\$5,689	14
CHILD ABANDONMENT	\$500	1	EQUIP MV WITH ILLEGAL MUFFLER	\$174	1
CHILD ENTICEMENT	\$29,375	8	ESCAPE	\$5,850	10
CHILD ENTICEMENT-SEXUAL CONTACT	\$7,000	1	EXCEEDING SPEED ZONES/POSTED LIMITS	\$166	67

# Racine County -- Jail Data Review

## APPENDIX B

### AVERAGE BONDS SET BY ALPHABETIC CHARGE

EXCESS SPEED/MV "SPECIAL" HEADLIGHTS	\$137	1	GIVING FALSE AGE	\$608	1
EXPEL SALIVA TOWARDS OFFICER	\$6,500	4	GLEANING	\$149	5
EXPIRED METER VIOLATION	\$261	1	GREAT BODILY INJURY BY INTOXD USE A VEHICLE	\$5,000	1
EXPOSING A CHILD TO HARMFUL MATERIAL	\$8,333	3	GREAT BODILY INJURY INTOXD USE MV	\$5,000	1
EXPOSING GENITALS OR PUBIC AREA	\$4,083	3	HABITUAL TRUANCY	\$113	7
EXTERIOR DOOR	\$164	2	HARASSING TELEPHONE CALLS	\$373	5
EXTRADITION	\$9,000	6	HARASSMENT	\$3,533	3
EXTRADITION - ARREST PRIOR TO REQUISITION	\$15,000	2	HEADLAMP VIOLATION	\$75	2
FAIL TO SIGNAL TURN	\$90	1	HEATING	\$176	2
FAIL/CAUSE CHILD TO ATTEND SCHOOL	\$564	127	HIT AND RUN	\$100	1
FAIL/COMPLY STOPPING LIGHT REQMTS	\$107	4	HIT AND RUN - ATTENDED VEHICLE	\$577	35
FAIL/DISPLAY VEHICLE LICENSE PLATES	\$109	7	HIT AND RUN - INJURY	\$41,981	13
FAIL/MAINTAIN LICENSE PLATE LAMP WIRING	\$100	3	HIT AND RUN - PROPERTY ADJACENT TO HIGHWAY	\$224	14
FAIL/NOTIFY ADDRESS CHANGE(PHOTOLICENSE)	\$75	1	HIT AND RUN - UNATTENDED VEHICLE	\$227	13
FAIL/OBEY TRAFFIC OFFICER SIGNAL/ORDER	\$105	8	HOME IMPROVEMENT CONTRACT VIOLATION	\$300	2
FAIL/STOP AT STOP SIGN	\$96	38	HOMICIDE BY INTOXD USE A VEHICLE	\$5,000	3
FAIL/STOP FOR FLASHING RED SIGNAL	\$84	4	HOT WATER	\$176	1
FAIL/YIELD AT CONTROLLED INTERSECTION	\$102	1	HUNT/TRAP/FISH W/O LICENSE	\$199	1
FAILURE TO ACT TO PREVENT BODILY HARM TO A CHILD	\$30,000	3	IDENTIFICATION CARD VIOLATIONS	\$491	2
FAILURE TO AID OFFICER	\$331	1	ILLEGAL SNOWMOBILE OPER ON HIGHWAY	\$94	1
FAILURE TO APPEAR (MATERIAL WITNESS)	\$10,000	1	ILLEGAL USE RADIO, ETC.	\$138	20
FAILURE TO APPLY FOR TRANSFER TITLE	\$150	3	IMPEDING TRAFFIC BY SLOW SPEED	\$88	1
FAILURE TO CUT NOXIOUS WEEDS	\$69	3	IMPROPER COLORED/FLASHING LIGHTS	\$137	1
FAILURE TO EXTERMINATE	\$264	2	IMPROPER DISPLAY LICENSE PLATES/TAGS	\$105	5
FAILURE TO INSTALL HANDRAIL	\$610	1	IMPROPER LEFT TURN	\$90	2
FAILURE TO NOTIFY POLICE ACCIDENT	\$206	14	IMPROPER LEFT TURN/APPROACH	\$156	1
FAILURE TO OBEY TRAFFIC OFFICER/SIGNAL	\$256	15	IMPROPER PARKING ON/OFF ROADWAY	\$143	1
FAILURE TO PAINT GARAGE	\$531	3	IMPROPER PARKING/STANDING VEHICLE	\$63	5
FAILURE TO PAINT HOUSE	\$695	2	IMPROPER REGISTRATION VEHICLE	\$154	3
FAILURE TO PROVIDE START/FINISH DATES HOME IMPM	\$1,333	3	IMPROPER RIGHT TURN	\$89	2
FAILURE TO QUARANTINE DOG	\$184	3	IMPROPER STOP/STOP SIGN-CLEAR LINE	\$88	1
FAILURE TO REPAIR DAMAGED CEILING AND CEILING TILES	\$254	2	IMPROPERLY LOCATE VEH.DIRECTIONAL LIGHTS	\$139	1
FAILURE TO REPAIR GARAGE	\$531	3	IMPROPERLY WIRE TAIL LIGHTS W/HEADLIGHTS	\$63	1
FAILURE TO REPORT TO JAIL	\$2,721	7	INADEQUATE OR DEFECTIVE BRAKES	\$152	1
FAILURE TO SIGNAL TURN/UNSAFE TURN	\$89	4	INADEQUATE/DEFECTIVE BRAKES	\$151	2
FAILURE TO STOP/IMPROPER STOP AT STOP SIGN	\$111	7	INATTENTIVE DRIVING	\$151	19
FAILURE TO SUPPORT	\$12,563	43	INCEST	\$75,000	3
FAILURE TO SUPPORT - NON-SUPPORT CHILD	\$1,300	3	INCEST WITH CHILD	\$20,000	1
FAILURE TO YIELD AT UNCONTROLLED INTERSECTION	\$129	2	INJURY BY INTOXD USE A VEHICLE	\$37,417	18
FAILURE TO YIELD FOR YIELD SIGN	\$156	1	INJURY NEGL HANDLING DANGEROUS WEAPON	\$5,000	2
FAILURE TO YIELD RIGHT WAY FROM STOP SIGN	\$96	14	INSTIGATING FIGHTS BETWEEN ANIMALS	\$2,250	2
FAILURE TO YIELD RT/WAY FROM PARKED POSITION	\$95	2	INTENTIONALLY GIVE FALSE ALARM	\$500	1
FAILURE TO YIELD WHEN EMERGING FROM ALLEY	\$102	2	INTERFERE W/ CHILD CUSTODY-OTHER PARENT	\$683,333	3
FAILURE TO YIELD WHEN ENTERING ALLEY	\$88	1	INTERFERE W/FIRE FIGHTING-ALARM/FIGHTERS	\$500	1
FAILURE TO YIELD WHILE MAKING LEFT TURN	\$103	8	INTIMIDATE VICTIM/AS A REPEATER	\$15,000	2
FAILURE TO YIELD/STOP FOR EMERGENCY VEHICLE	\$235	3	INTIMIDATION VICTIM	\$500	1
FALSE ALARM	\$517	2	INTOXICATING BEVERAGE IN PARK	\$238	1
FALSE COMPLAINTS POLICE MISCONDUCT	\$2,000	1	ISSUANCE WORTHLESS CHECKS	\$364	7
FALSE IMPRISONMENT	\$26,964	28	ISSUE A WORTHLESS CHECK	\$635	170
FALSE IMPRISONMENT W/ARMED	\$3,000	1	KEEP OPEN INTOXICANTS IN MV	\$204	31
FALSIFIED I.D. CARD	\$559	6	KIDNAPPING	\$121,056	9
FALSIFY ACCIDENT REPORT	\$174	1	KITCHEN FLOOR TILES	\$176	2
FELON POSS FIREARM	\$25,000	2	KNOWINGLY VIOLATE A DOMESTIC ABUSE ORDER	\$4,026	89
FELON POSS FIREARM (PREV. CONVICTION)	\$61,700	25	KNOWINGLY VIOLATE CHILD ABUSE ORDER	\$10,000	1
FELONY BAIL JUMPING	\$7,955	249	LEND REGISTRATION PLATE/UNAUTH. PERSON	\$170	2
FELONY CRIMINAL DAMAGE TO PROPERTY	\$12,818	11	LEWD AND LASCIVIOUS BEHAVIOR	\$2,050	6
FELONY FAILURE TO REPORT TO JAIL	\$1,292	6	LITTERING	\$212	8
FELONY INTIMIDATION A VICTIM	\$22,571	7	LITTERING PUBLIC/PRIVATE PROPERTY	\$181	1
FELONY INTIMIDATION A VICTIM-THREATEN FORCE	\$5,000	1	LOITERING & PROWLING	\$174	3
FELONY INTIMIDATION A WITNESS	\$5,000	1	LOITERING AND PROWLING	\$266	82
FELONY RECEIVING STOLEN PROPERTY	\$5,000	3	LOUD MOTORCYCLE EXHAUST	\$75	1
FELONY RETAIL THEFT OVER \$1,000	\$10,000	1	MA022104INTAINING A DRUG TRAFFICKING PLACE	\$1,000	1
FELONY RETAIL THEFT OVER \$2,500	\$500	1	MAINTAINING A DRUG TRAFFICKING PLACE	\$22,447	85
FELONY THEFT	\$1,500	1	MANDATORY SEATBELTS REQUIREMENT	\$11	63
FELONY THEFT OVER \$1000	\$5,585	25	MANUFAC/DIST/DEL COCAINE	\$48,585	42
FELONY THEFT OVER \$2500	\$40,609	23	MANUFAC/DIST/DEL COCAINE >5 gram	\$10,000	1
FELONY THEFT OVER \$5000	\$10,000	3	MANUFAC/DIST/DEL HEROIN	\$5,000	1
FELONY THEFT, FIREARMS, ETC.	\$2,500	1	MANUFAC/DIST/DEL NACOTIC	\$6,250	2
FIREWORKS VIOLATION	\$261	13	MANUFAC/DIST/DEL THC	\$15,645	31
FIRST DEG INTENTIONAL HOMICIDE	\$221,429	21	MAYHEM	\$28,750	2
FIRST DEG INTENTIONAL HOMICIDE-ATTEMPTED	\$75,000	2	MINOR TRANSPORTING INTOXICANTS IN MV	\$188	4
FIRST DEG RECKLESS ENDANGERMENT	\$44,484	61	MISAP PERSONAL IDENTIFYING MATERIALS	\$8,186	37
FIRST DEG SEXUAL ASSAULT	\$50,000	1	MISAP PERSONAL IDENTIFYING MATERIALS	\$10,000	1
FISH BY MEANS OTHER THAN HOOK AND LINE	\$402	4	MISAPPROPRIATION PREPAYMENTS	\$1,250	2
FISH W/O GREAT LAKES SALMON/TROUT STAMP	\$169	2	MISCONDUCT/OFFICE-ACT/EXCESS AUTHORITY	\$6,750	1
FISHING IN A REFUGE	\$243	4	MISCONDUCT/OFFICE-FAIL/PERFORM KNOWNDUTY	\$10,000	1
FLEEING & ELUDING	\$5,692	39	MISD BAIL JUMPING	\$3,236	881
FOLLOWING OPERATOR FAIL/DIM MULTIBEAMS	\$139	1	MISD BATTERY	\$2,548	619
FOOD AND SHELTER	\$238	7	MISD BATTERY-DOMESTIC	\$500	1
FORGERY	\$7,247	89	MISD BATTERY-DOMESTIC ABUSE	\$500	2
FORGERY - ALTER IDENTIFICATION	\$500	1	MISD BATTERY-WHILE ARMED	\$500	1
FOURTH DEG SEXUAL ASSAULT	\$450	7	MISD FAILURE TO REPORT TO JAIL	\$830	10
FRAUD ON HOTEL, RESTAURANT OR TAXICAB	\$413	4	MISD INTIMIDATION A VICTIM	\$2,389	18
FRAUDULENT WRITINGS	\$4,500	6	MISD INTIMIDATION A WITNESS	\$3,750	2
FYR TO PEDESTRIAN/UNCONTROLLED.INTERSECT.	\$90	1	MISD RECEIVING STOLEN PROPERTY	\$958	32
GAMBLING	\$280	6	MISD RETAIL THEFT	\$601	231

# Racine County -- Jail Data Review

## APPENDIX B

### AVERAGE BONDS SET BY ALPHABETIC CHARGE

MISD RETAIL THEFT-2D	\$300	2	OTHER LIQUOR LAW VIOLATION	\$293	1
MISD THEFT	\$9,917	410	OWNER FAIL/TRANSFER INTEREST IN VEHICLE	\$150	1
MISD THEFT- ATTEMPTED	\$500	1	OWNERS LIABILITY-ILLEGAL PASS/SCH. BUS	\$135	1
MISD THEFT-FALSE REPRESENTATION	\$3,000	1	PANHANDLING	\$290	3
MISD THEFT-MOVABLE PROPERTY	\$100	1	PARKING/STANDING WHERE PROHBD	\$63	1
MISTREATING ANIMALS	\$1,250	3	PASSENGER	\$1,173	1
NEGLIGENT FIRE	\$353	7	PASSING IN NO-PASSING ZONE	\$193	2
NEGLIGENT HANDLING A WEAPON	\$2,610	10	PEDDLERS LICENSE REQUIRED	\$214	1
NEGLIGENT HANDLING BURNING MATERIAL	\$168	2	PEDESTRIAN/BIKE ON EXPRESSWAY/PROHBD	\$156	1
NO DISPLAY REGISTRATION CERTIFICATE	\$286	1	PERJURY-BEFORE COURT	\$2,500	1
NO TAIL LAMP/DEFECTIVE TAIL LAMP-NIGHT	\$121	16	PERMIT UNAUTHORIZED MINOR TO DRIVE	\$122	1
NON-REGISTRATION VEHICLE	\$124	178	PERMITTING UNAUTHORIZED PERSON TO DRIVE - MINOR	\$146	2
NUISANCE VEHICLE	\$260	11	PETTY THEFT	\$353	4
NUISANCES - ANIMAL WASTE	\$176	1	PHYSICAL ABUSE CHILD	\$10,365	70
NUISANCES - BARKING DOG / CRYING CAT	\$176	1	POINTING A FIREARM AT ANOTHER	\$8,040	15
NUMBER CATS / DOGS LIMIT A	\$192	2	POSSESSION THC 2D OR SUBSQ OFNS	\$4,675	46
OAR/OWS - 1ST OFNS - CIVIL	\$300	3	POSS DRUG PARAPHERNALIA-UNDER 18	\$133	3
OBSTRUCT EMERGENCY/RESCUE PERSONS	\$250	1	POSS FRAUD. OBTAINED REGISTRATION	\$218	1
OBSTRUCTING AN OFFICER	\$372	9	POSS OPEN INTOXICANTS IN MV	\$175	11
OBSTRUCTING OR RESISTING A WARDEN	\$300	3	POSS OR USE FIREWORKS	\$175	3
OBSTRUCTING OR RESISTING AN OFFICER	\$2,480	1029	POSS W/INTENT/DELIVER NON-NARCOTICS	\$11,250	2
OBSTRUCTING POLICE OFFICER	\$517	1	POSS W/INTENT-COUNTERFEIT NARCOTICS	\$12,500	1
OBSTRUCTION OFFICERS	\$341	45	POSS/TRANSPORT FIREARM IN VEHICLE	\$231	4
OBTAINING A CONTROLLED SUBSTANCE BY FRAUD	\$1,800	5	POSS / CONSUMPTION UNDERAGE PERSON	\$339	65
OPEN / DRINKING INTOX ON STREET/SIDEWALK	\$151	50	POSS FIREARM	\$18,289	19
OPEN INTOXICANTS IN MV	\$222	3	POSS FIREARM BY FELON	\$5,000	1
OPER MOTOR VEH. W/O ADEQUATE MUFFLER	\$129	9	POSS A DANGEROUS WEAPON BY A CHILD	\$5,000	1
OPER MV AFTER REV/SUSP - 2D OFNS	\$434	6	POSS A DANGEROUS WEAPON BY A PERSON < 18	\$2,167	3
OPER MV AFTER REV/SUSP - 4TH OFNS	\$330	1	POSS A FIREARM IN A SCHOOL ZONE	\$2,750	2
OPER MV AFTER REV/SUSP - 5TH OR SUBSQ OFNS	\$880	3	POSS A FIREARM WHILE INTOXD	\$4,833	15
OPER MV W/O 2 HEADLIGHTS	\$139	1	POSS A SWITCHBLADE KNIFE	\$710	5
OPER MV W/O SAFETY GLASS	\$152	1	POSS BURGLARIOUS TOOLS	\$8,094	16
OPER MOTORCYCLE W/O VALID LICENSE	\$146	2	POSS CHILD PORNOGRAPHY	\$17,845	29
OPER SNOWMOBILE WHILE INTOXD	\$528	1	POSS COCAINE	\$1,352	97
OPER SPECIAL VEHICLE W/O HEADLIGHTS	\$137	1	POSS CONTROLLED SUBSTANCE	\$1,429	7
OPER UNREGISTERED SNOWMOBILE	\$69	1	POSS DANGEROUS WEAPON	\$520	3
OPER UNREGISTERED VEHICLE	\$122	9	POSS DRUG PARAPHERNALIA	\$1,078	427
OPER VEHICLE W/O REGISTRATION LAMPS	\$109	3	POSS HEROIN	\$3,000	4
OPER VEHICLE W/O STOPPING LIGHTS	\$121	8	POSS IMPROVISED EXPLOSIVES	\$5,000	1
OPER W/O CARRYING LICENSE	\$189	5	POSS INTOXICANTS IN COMMERCIAL VEHICLE	\$139	1
OPER A MV W/O OWNERS CONSENT	\$5,474	100	POSS MARIJUANA	\$185	9
OPER A MV W/O OWNERS CONSENT <24 HRS	\$5,000	1	"POSS MARIJUANA OR THC		
OPER CMV W/O A LICENSE - 1ST OFNS	\$203	10	"	\$200	1
OPER LEFT CENTER LINE	\$200	14	POSS METHAMPHETAMINE	\$5,000	1
OPER WHILE DISQUALIFIED	\$275	2	POSS NARCOTIC CONTROLLED SUBSTANCE	\$6,660	5
OPER WHILE INTOXD - 1ST OFNS	\$768	135	POSS NON-NARCOTIC CONTROLLED SUBSTANCE	\$4,883	9
OPER WHILE INTOXD - 2D OFNS	\$1,068	39	POSS OPEN CONTAINER IN PUBLIC	\$107	1
OPER WHILE INTOXD - 3RD OFNS	\$1,277	26	POSS PRESCRIPTION DRUG	\$250	2
OPER WHILE INTOXD - 3RD OFNS-WITH CHILD	\$5,000	1	POSS SHOTGUN OR RIFLE	\$15,000	2
OPER WHILE INTOXD - 4TH OFNS	\$3,459	13	POSS STUN GUN	\$6,500	3
OPER WHILE INTOXD - 5TH AND SUBSQ OFNS	\$17,919	14	POSS THC (TETRAHYDROCANNABINOLS)	\$1,524	344
OPER WHILE INTOXD > 5TH	\$10,000	1	POSS THC (TETRAHYDROCANNABINOLS) (RDO)	\$1,000	1
OPER WHILE INTOXD CAUSING INJURY	\$3,455	10	POSS THC-25 GRAMS OR LESS	\$358	12
OPER WHILE REVOKE	\$5,000	1	POSS TOBACCO	\$53	25
OPER WHILE REVOKED	\$810	738	POSS TOBACCO PRODUCTS	\$52	1
OPER WHILE REVOKED 4TH OFNS	\$500	1	POSS INTENT MANF/DIST/DEL COCAINE/COCAINE BASE	\$25,335	62
OPER WHILE REVOKED 5TH OFNS	\$20,000	1	POSS INTENT MANF/DIST/DEL HEROIN	\$8,750	2
OPER WHILE REVOKED-2D OFNS	\$500	1	POSS INTENT MANF/DIST/DEL LSD	\$50,000	1
OPER WHILE REVOKED-3RD	\$905	2	POSS INTENT MANF/DIST/DEL PSILOCIN	\$5,000	1
OPER WHILE REVOKED-4TH	\$100	1	POSS INTENT MANF/DIST/DEL THC	\$8,527	73
OPER WHILE REVOKED-6TH OFNS	\$5,000	1	POSS/CONSUMPTION ALCH UNDERAGE PERSON	\$254	27
OPER WHILE REVOKED-9TH	\$250	1	PRESENT REVOKED LICENSE AS VALID	\$100	1
OPER WHILE SUSPENDED	\$260	796	PROBABLE CAUSE HEARING-	\$20,000	1
OPER WHILE SUSPENDED 4TH OFNS	\$181	1	PROSTITUTION-NONMARITAL SEX. INTERCOURSE	\$375	2
OPER WHILE SUSPENDED 2D	\$286	1	PROSTITUTION-SEXUAL GRATIFICATION	\$500	1
OPER WHILE SUSPENDED/2D	\$286	1	PROVIDE/WRONG INFO/DNR APPROVAL	\$332	1
OPER WHILE SUSPENDED/OAS-4TH	\$288	1	PROWLING	\$294	1
OPER WHILE SUSPENDED-2D	\$281	15	PROWLING AND BLOCKING	\$267	1
OPER WHILE SUSPENDED-3RD	\$284	8	RACING ON HWY	\$298	2
OPER WHILE SUSPENDED--3RD OFNS	\$288	1	RADIO & OTHER SOUND AMPLIFICATION DEVICES	\$218	7
OPER WHILE SUSPENDED-4TH	\$288	2	RECKLESS DRIVING-ENDANGER SAFETY	\$636	15
OPER WHILE SUSPENDED-5TH	\$286	1	RENT VEHICLE TO UNLICENSED OPERATOR	\$90	1
OPER WITH A PROHBD ALCHL CONCENTRATION	\$1,251	68	REPEATED SEXUAL ASSAULT A CHILD	\$8,214	7
OPER WITH A PROHBD ALCHL CONCENTRATION, 5TH	\$10,000	1	RESISTING AN OFFICER	\$3,667	6
OPER WITH PROHBD ALCHL CAUSING INJURY	\$1,000	1	RESISTING ARREST	\$400	2
OPER W/O A LICENSE	\$175	2	RESISTING OFFICER	\$353	1
OPER W/O A LICENSE - 1ST OFNS	\$195	232	RESISTING/OBSTRUCTING POLICE OFFICER	\$475	62
OPER W/O A LICENSE - 2D OFNS	\$672	34	RESTAURANT PERMIT	\$483	2
OPER W/O A LICENSE - 3RD OFNS	\$334	16	RETAIL THEFT	\$364	77
OPER W/O REQUIRED LAMPS LIGHTED	\$72	11	RETAIL THEFT (SHOPLIFTING)	\$410	1
OPER WITH TV VISIBLE TO DRIVER	\$88	1	ROBBERY WITH THREAT FORCE	\$13,182	11
OPERATOR VIOLATE RED TRAFFIC LIGHT	\$100	11	ROBBERY WITH USE FORCE	\$8,823	22
OPERATOR VIOLATE YELLOW TRAFFIC SIGNAL	\$88	1	SAFETY BELT VIOLATIONS	\$10	1
"OTHER FIREWORKS VIOLATION			SAFETY BELT VIOLATIONS-CHILD UNDER 4 YRS	\$100	10
"	\$100	1	SALE TO UNDERAGE PERSON-A	\$610	1
OTHER HEADLAMP EQUIPMENT VIOLATIONS	\$102	2	SECOND DEG INTENTIONAL HOMICIDE	\$25,000	1

# Racine County -- Jail Data Review

## APPENDIX B

### AVERAGE BONDS SET BY ALPHABETIC CHARGE

SECOND DEG RECKLESS ENDANGERMENT	\$7,074	41	TRESSPASS TO LAND	\$195	3
SECOND DEG RECKLESS INJURY	\$12,000	5	TRUANCY	\$109	20
SECOND DEG SEXUAL ASSAULT	\$17,857	7	TRUANCY (1ST OFNS)	\$61	44
SELL, DISPENSE, GIVE ALCHL TO UNDERAGE PERSON	\$300	2	TRUANCY (2D - 4TH OFNS)	\$89	28
SELL/BUY MV W/O SAFETY BELTS	\$133	1	UNCLEAN/DEFECTIVE LIGHTS OR REFLECTORS	\$80	6
SEX ASSAULT STUDENT BY SCHOOL STAFF	\$10,000	1	UNDERAGE ALCHL POSS/CONSUMPTION	\$164	5
SEX OFFENDER REGISTRY VIOLATION	\$4,115	13	UNDERAGE DRINKING-PROCURES	\$291	1
SEXUAL ASSAULT A CHILD/13	\$34,580	25	UNDERAGE LIQUOR VIOLATION	\$226	2
SEXUAL ASSAULT A CHILD/16	\$14,659	22	UNDERAGE PERSON ON PREMISIS	\$610	10
SEXUAL INTERCOURSE WITH A CHILD	\$8,714	7	UNDERAGE POSS ALCHL	\$112	5
SMOKE DETECTOR	\$176	2	UNDERAGE POSS TOBACCO	\$62	4
SNOW ON SIDEWALK	\$71	2	UNLAW. PHONE USE-THREATENS HARM	\$527	13
SNOW REMOVAL	\$70	2	UNLAWFUL U/Y TURN	\$95	8
SNOWMOBILER REFUSE/BREATHALYZER	\$528	1	UNLAWFUL USE IDENTIFICATION CARD	\$174	1
SOLICITATION PROSTITUTES	\$5,000	1	UNLAWFUL USE TELEPHONE-THREATENS HARM	\$700	1
SOLICITING AND PATRONIZING PROSTITUTION	\$517	1	UNREASONABLE AND IMPRUDENT SPEED	\$178	24
SPEEDING - 55 MPH ZONE	\$231	1	UNREASONABLE DISTURBANCE PROHBD	\$348	23
SPEEDING - FREEWAY	\$228	80	UNREASONABLE NOISE	\$112	1
SPEEDING IN ALLEY	\$162	1	UNSAFE BACKING A VEHICLE	\$85	4
SPEEDING IN PEDESTRIAN SAFETY ZONE	\$150	1	UNSAFE LANE DEVIATION	\$126	12
SPEEDING IN SCHOOL ZONES	\$329	1	UNSAFE PASSING ON RIGHT	\$180	2
SPEEDING ON CITY HIGHWAY	\$154	3	UNSAFE TURN-AT INTERSECTION	\$156	2
SPEEDING ON CITY SERVICE ROAD	\$231	1	UNSAFE TURN-W/O REASONABLE SAFETY	\$156	1
SPEEDING ON SEMIURBAN HIGHWAY	\$491	1	USE A COMPUTER TO FACILITATE A CHILD SEX CRIME	\$5,000	1
SPEEDING VIOLATIONS	\$171	25	USE LOW-BEAM HEADLAMP WHEN DARK	\$144	1
SPEEDING VIOLATIONS OVER 65 LIMIT	\$231	1	USE OLEORESIN DEVICE-HARM/CRIME	\$10,000	2
STAIRWAY, LANDING, PLATFORM AND RODECK	\$623	1	USE/CHILD TO MANUF/DISTRIBUTE DRUG	\$10,000	1
STALKING	\$28,333	3	UTTERING A FORGERY	\$11,134	230
STOPPING PROHBD IN CERTAIN SPECIFIED PLACES	\$63	1	VACCINATION CAT	\$183	5
SUBSTANTIAL BATTERY	\$10,030	25	VACCINATION DOG	\$183	32
SUBSTANTIAL BATTERY WITH INTENT	\$2,917	6	VANDALISM TO VEHICLE	\$405	7
SUSPENDED REGISTRATION	\$128	162	VANDALISM, PRIVATE BUILDING AND PROPERTY	\$515	4
TELEPHONE HARASSMENT	\$540	5	VEHICLE OPERATOR FAIL/WEAR SEAT BELT	\$10	1
THEFT	\$337	11	VERBAL ABUSE	\$326	18
THEFT (LESS THAN \$1,000)	\$410	1	VIOLATE DRIVING LICENSE RESTRICTIONS	\$123	4
THEFT BY CONTRACTOR	\$1,000	2	VIOLATE GREEN TRAFFIC-CONTROL SIGNAL	\$142	4
THEFT LIBRARY MATERIALS	\$307	5	VIOLATE TRAFFIC-CONTROL SIGNAL-VEHICLE	\$133	7
THIRD DEG SEXUAL ASSAULT	\$2,750	4	VIOLATE/HARASSMENT RESTRAINING ORDER	\$958	12
THREAT TO INJURE/ACCUSE CRIME-OFFICIAL	\$10,000	1	VIOLATION ABSOLUTE SOBRIETY	\$172	4
TOILET SEAT	\$176	2	VIOLATION INJUNCTION - HARASSMENT	\$6,313	8
TRANSPORT CHILD >4<8 W/O RESTRAINTS	\$131	2	VIOLATION SAFETY BELT REQUIREMENTS	\$23	9
TRESPASS - A	\$314	51	VIOLATION TEMPORARY RESTRAINING ORDER	\$968	25
TRESPASS - B	\$318	45	WARRANT ON fta	\$328	4
TRESPASS TO LAND	\$202	14	WORTHLESS CHECKS	\$403	6
TRESPASS TO LAND-REMAIN AFTER NOTICE	\$500	1	Grand Total	\$3,933	15067
TRESSPASS	\$186	5			

# Racine County -- Jail Data Review

## APPENDIX C

### AVERAGE BONDS SET BY SORTING HIGH NUMBER OF INSTANCES CASES

#### *Average Bond Set by Sorting the High Number of Bond Instances*

This table includes only the charges where a high number of bonds were set for individuals booked in the 2004 data sample, showing the number of bonds in the sample for each charge, the average bond set for these charges and the highest and lowest for each charge

Several bonds maybe listed for prisoners due to multiple charges at time of booking and for outstanding warrants.

Charge	# Bonds	Average	Lowest	Highest
<b>Total Average of Bond</b>	<b>15,067</b>	<b>\$3,933</b>	<b>\$10</b>	<b>\$1,000,000</b>
DISORDERLY CONDUCT	1,797	\$861	\$10	\$100,000
OBSTRUCTING OR RESISTING AN OFFICER	1,029	\$2,480	\$10	\$500,000
MISDEMEANOR BAIL JUMPING	881	\$3,236	\$10	\$100,000
OPERATING WHILE SUSPENDED	796	\$260	\$50	\$10,000
OPERATING WHILE REVOKED	738	\$810	\$50	\$10,000
MISDEMEANOR BATTERY	619	\$2,548	\$50	\$250,000
CONTEMPT OF COURT - CHILD SUPPORT & OTHER	548	\$1,201	\$25	\$33,725
POSSESSION OF DRUG PARAPHERNALIA	427	\$1,078	\$10	\$25,000
MISDEMEANOR THEFT	410	\$9,917	\$100	\$50,000
ENFORCE THE DUTY OF CHILD SUPPORT MAINTENANCE	401	\$1,546	\$50	\$44,518
POSSESSION OF THC (TETRAHYDROCANNABINOLS)	344	\$1,524	\$100	\$50,000
CRIMINAL DAMAGE TO PROPERTY	291	\$2,431	\$70	\$100,000
FELONY BAIL JUMPING	249	\$7,955	\$200	\$100,000
OPERATING WITHOUT A LICENSE - 1ST OFFENSE	232	\$195	\$65	\$1,000
MISDEMEANOR RETAIL THEFT	231	\$601	\$100	\$10,000
UTTERING A FORGERY	230	\$11,134	\$250	\$50,000
NON-REGISTRATION OF VEHICLE	178	\$124	\$50	\$218
ISSUE OF A WORTHLESS CHECK	170	\$635	\$87	\$5,000
SUSPENDED REGISTRATION	162	\$128	\$75	\$176
OPERATING WHILE INTOXICATED - 1ST OFFENSE	135	\$768	\$100	\$4,000
FAIL/CAUSE CHILD TO ATTEND SCHOOL	127	\$564	\$100	\$1,100
CRIMINAL TRESPASS	123	\$1,708	\$100	\$50,000
CARRYING A CONCEALED WEAPON	111	\$3,335	\$100	\$50,000
BURGLARY-BUILDING OR DWELLING	105	\$7,386	\$250	\$50,000
DISPLAY UNAUTHORIZED PLATE	105	\$193	\$50	\$500
OPERAT MOTOR VEHICLE W/O OWNERS CONSENT	100	\$5,474	\$200	\$100,000
POSSESSION OF COCAINE	97	\$1,352	\$100	\$10,000
FORGERY	89	\$7,247	\$500	\$25,000
KNOWINGLY VIOLATE DOMESTIC ABUSE ORDER	89	\$4,026	\$100	\$100,000
MAINTAINING A DRUG TRAFFICKING PLACE	85	\$22,447	\$1,000	\$500,000
LOITERING AND PROWLING	82	\$266	\$150	\$345
SPEEDING - FREEWAY	80	\$228	\$50	\$491
RETAIL THEFT	77	\$364	\$101	\$423

# Racine County -- Jail Data Review

## APPENDIX C

### AVERAGE BONDS SET BY SORTING HIGH NUMBER OF INSTANCES CASES

POSS W INTENT MANUFE/DISTRIBE/DELIR THC	73	\$8,527	\$250	\$75,000
PHYSICAL ABUSE OF CHILD	70	\$10,365	\$500	\$75,000
OPERATING PROHIBITED ALCOHOL CONCEN	68	\$1,251	\$100	\$10,000
EXCEEDING SPEED ZONES/POSTED LIMITS	67	\$166	\$50	\$491
POSSESSION / CONSUMPTION UNDERAGE PERSON	65	\$339	\$136	\$419
DOG LICENSE	64	\$188	\$100	\$238
MANDATORY SEATBELTS REQUIREMENT	63	\$11	\$10	\$30
POSS W INTENT MANUFACT/DISTRIB/DELR COCAINE	62	\$25,335	\$250	\$500,000
RESISTING/OBSTRUCTING POLICE OFFICER	62	\$475	\$162	\$548
FIRST DEGREE RECKLESS ENDANGERMENT	61	\$44,484	\$2,000	\$500,000
TRESPASS - A	51	\$314	\$131	\$362
OPEN / DRINKING INTOX ON STREET/SIDEWALK	50	\$151	\$114	\$164
POSSESSION OF THC 2ND OR SUBSEQUENT OFFENSE	46	\$4,675	\$100	\$50,000
CURFEW VIOLATION, MINOR	45	\$72	\$69	\$171
OBSTRUCTION OF OFFICERS	45	\$341	\$88	\$500
TRESPASS - B	45	\$318	\$152	\$362
TRUANCY (1ST OFFENSE)	44	\$61	\$50	\$125
FAILURE TO SUPPORT	43	\$12,563	\$300	\$30,000
MANUFACTURE/DISTRIBUTION/DELV COCAINE	42	\$48,585	\$250	\$500,000
SECOND DEGREE RECKLESS ENDANGERMENT	41	\$7,074	\$500	\$15,000
FLEEING & ELUDING	39	\$5,692	\$500	\$20,000
OPERATING WHILE INTOXICATED - 2ND OFFENSE	39	\$1,068	\$250	\$12,500
FAIL/STOP AT STOP SIGN	38	\$96	\$88	\$156
MISAPPROPRIATION OF PERSONAL IDENTIFYING MATERIALS	37	\$8,186	\$500	\$50,000
HIT AND RUN - ATTENDED VEHICLE	35	\$577	\$100	\$2,500
OPERATING WITHOUT A LICENSE - 2ND OFFENSE	34	\$672	\$50	\$15,000
BATTERY BY PRISONERS	32	\$4,625	\$250	\$20,000
CONTEMPT OF COURT - DISOBEY ORDER	32	\$1,273	\$25	\$10,465
MISDEMEANOR RECEIVING STOLEN PROPERTY	32	\$958	\$100	\$5,000
VACCINATION OF DOG	32	\$183	\$100	\$238
KEEP OPEN INTOXICANTS IN MOTOR VEHICLE	31	\$204	\$50	\$267
MANUFACTURE/DISTRIBUTION/DELIVERY OF THC	31	\$15,645	\$500	\$75,000
POSSESSION OF CHILD PORNOGRAPHY	29	\$17,845	\$7,500	\$20,000
FALSE IMPRISONMENT	28	\$26,964	\$500	\$100,000
TRUANCY (2ND - 4TH OFFENSE)	28	\$89	\$52	\$102
POSS/CONSUMP ALCOHOLIC BEV UNDERAGE PERSON	27	\$254	\$110	\$500
DRINK OPEN INTOXICANTS IN MV	26	\$174	\$50	\$500
OPERATING WHILE INTOXICATED - 3RD OFFENSE	26	\$1,277	\$41	\$5,000
CONTRIBUTING TO THE DELINQUENCY OF A CHILD	25	\$3,980	\$250	\$25,000
FELON POSSESS FIREARM (PREV. CONVICTION)	25	\$61,700	\$5,000	\$500,000
FELONY THEFT OVER \$1000	25	\$5,585	\$200	\$20,000
POSSESSION OF TOBACCO	25	\$53	\$50	\$67
SEXUAL ASSAULT OF A CHILD/13	25	\$34,580	\$5,000	\$250,000
SPEEDING VIOLATIONS	25	\$171	\$100	\$280
SUBSTANTIAL BATTERY	25	\$10,030	\$500	\$50,000
VIOLATION OF TEMPORARY RESTRAINING ORDER	25	\$968	\$100	\$3,000

# Racine County -- Jail Data Review

## APPENDIX D

### AVERAGE BONDS AMOUNT SET

SUMMARIZES ALL BONDS FOR ALL CHARGES BUT LISTING ONLY THE MOST SERIOUS CHARGE OF EACH INMATE

### Average Bond Set by Charge

VRJS sorted the data sample to eliminate the secondary charges leaving only the most serious charge for each inmate in the 2004 sample. The average for the sum of all bonds for each person is shown in the following table.

Charge Offense	Average Bond	Inmates		
1ST-DEG. RECKLESS INJURY	\$75,750	2	CREDIT CARD-FALSE STATEMENTS	\$500 1
2ND DEG. SEXUAL ASSAULT/AIDED BY ANOTHER	\$5,000	1	CREDIT CARD-FRAUDULENT USE	\$5,090 5
2ND DEG. SEXUAL ASSAULT OF CHILD	\$15,115	10	CREDIT CARD-THEFT BY ACQUISITION	\$3,400 1
2ND DEG. SEXUAL ASSAULT OF CHILD-MINOR	\$5,000	1	CRIMINAL DAMAGE TO PROPERTY	\$831 153
2ND DEG. SEXUAL ASSAULT/USE OF FORCE	\$25,102	7	CRIMINAL DAMAGE TO PROPERTY-COUNT #2	\$250 1
2ND-DEG. RECKLESS INJURY	\$7,500	1	CRIMINAL TRESPASS	\$1,424 34
9-1-1 NON EMERGENCY USE	\$261	2	CRUELTY TO ANIMALS	\$925 9
9-1-1 NON EMERGENCY USE, INTENTIONAL	\$295	3	CURFEW	\$79 3
ABANDON/JUNK/DISABLED VEHICLE	\$162	1	CURFEW VIOLATION	\$686 2
ABUSE OF VULNERABLE ADULTS	\$1,000	1	CURFEW VIOLATION - PARENT	\$100 3
ACCUMULATION OF UNLICENSED VEHICLES	\$110	1	CURFEW VIOLATION, MINOR	\$206 25
AGG. BATTERY	\$24,051	5	DANGEROUS WEAPONS ON SCHOOL PREMISES	\$376 2
AGG. BATTERY - PHYSICALLY DISABLED	\$7,500	1	DEFECTIVE TAIL LAMP	\$432 1
AGG. BATTERY/INTENT-GREAT HARM	\$4,517	5	DESTRUCTION OF PROPERTY/VANDALISM	\$583 1
AGG. BATTERY-INTEND GREAT BODILY HARM	\$10,000	1	DEVIATION FROM DESIGNATED LANE	\$778 2
ALTER REGISTRATION	\$466	2	DIRECT SELLER REGISTRATION VIOLATION	\$164 5
ANIMAL AT LARGE	\$378	10	DISCHARGE FIREARM IN SCHOOL ZONE	\$7,500 1
ARMED ROBBERY	\$31,500	6	DISCHARGE OF A WEAPON	\$362 1
ARMED ROBBERY W/ THREAT OF FORCE	\$47,833	3	DISORDER CONDUCT	\$500 1
ARMED ROBBERY W/ USE OF FORCE	\$25,014	11	DISORDERLY CONDUCT	\$369 820
ARSON OF BUILDING	\$13,835	2	DISORDERLY CONDUCT - DISTURBING THE PEACE	\$173 2
ARSON OF BUILDING W/ INTENT TO DEFRAUD	\$20,000	1	DISORDERLY CONDUCT - FIGHTING	\$293 1
ARSON OF PROPERTY OTHER THAN BUILDING	\$2,500	2	DISORDERLY CONDUCT/ DOMESTIC ABUSE	\$150 1
ATTEMPTED 1ST DEG. INTENTIONAL HOMICIDE	\$150,957	1	DISORDERLY CONDUCT-WHILE ARMED	\$150 2
ATTEMPTED FIRST DEG. INTENTIONAL HOMICIDE	\$45,168	2	DISORDERLY HOUSE	\$760 16
ATV-OPERATION ON ROADWAY	\$102	1	DISPLAY FALSE REGISTRATION PLATE	\$502 3
AUTOMOBILE FOLLOWING TOO CLOSELY	\$672	6	DISPLAY UNAUTHORIZED PLATE	\$504 49
BATTERY - BODILY HARM	\$2,750	2	DOG LICENSE	\$438 20
BATTERY BY PRISONERS	\$5,577	29	DRINK OPEN INTOXICANTS IN MV	\$378 11
BATTERY OF A PEACE OFFICER	\$3,292	17	DRINKING INTOXICANTS WHERE PROHIBITED	\$113 1
BATTERY TO SCHOOL DISTRICT OFFICERS, ETC	\$100	1	DRIVING ON SIDEWALK	\$843 1
BATTERY, SPECIAL CIRCUMSTANCES	\$5,750	2	DRIVING TOO FAST FOR CONDITIONS	\$394 2
BICYCLE ON SIDEWALK	\$71	1	DRUGGED DRIVING	\$1,578 2
BOMB SCARE	\$10,000	1	ENDANGER SAFETY/RECKLESS USE OF FIREARM	\$7,500 1
BURGLARY-ARM SELF W/ DANGEROUS WEAPON	\$50,000	4	ENFOR DUTY OF CHLD SUPPORT MAINTENANCE	\$1,953 211
BURGLARY-ARMED W/ DANGEROUS WEAPON	\$9,474	4	ENFOR PROCEEDING PATERNITY CHILD SUPPORT	\$1,441 9
BURGLARY-BUILDING OR DWELLING	\$9,014	90	ENTRY INTO A LOCKED VEHICLE	\$1,600 2
BURGLARY-BUILDING OR DWELLING-WHILE ARMED	\$20,200	1	EQUIP MV W/ ILLEGAL MUFFLER	\$348 1
BURGLARY-COMMIT A BATTERY ON PERSON	\$20,625	2	ESCAPE	\$7,797 12
BURGLARY-ROOM W/IN BUILDING, ETC.	\$9,550	2	EXCEEDING SPEED ZONES/POSTED LIMITS	\$410 36
CABLE TV THEFT-ATTEMPT	\$200	1	EXCESS SPEED/MV "SPECIAL" HEADLIGHTS	\$423 1
CARELESS OPERATION OF A MV	\$102	1	EXPEL SALIVA TOWARDS OFFICER	\$2,500 1
CARRY CONCEALED WEAPON	\$791	2	EXPIRED METER VIOLATION	\$261 1
CARRYING A CONCEALED WEAPON	\$762	56	EXPOSING GENITALS OR PUBIC AREA	\$1,125 2
CAT LICENSE REQUIRED	\$687	3	EXTERIOR DOOR	\$151 1
CERTAIN TRESPASS/UNWANTED PARTY	\$174	2	EXTRADITION	\$8,778 4
CHILD ABANDONMENT	\$500	1	FAIL/CAUSE CHILD TO ATTEND SCHOOL	\$690 18
CHILD ENTICEMENT	\$55,000	3	FAIL/COMPLY STOPPING LIGHT REQMTS	\$591 3
CHILD NEGLECT	\$2,206	6	FAIL/DISPLAY VEHICLE LICENSE PLATES	\$247 3
CLEANLINESS OF UNIT	\$2,214	1	FAIL/MAINTAIN LICENSE PLATE LAMP WIRING	\$75 1
CLOSING HOUR VIOLATION	\$263	11	FAIL/OBEY TRAFFIC OFFICER SIGNAL/ORDER	\$533 5
CONTMP CT - CHILD SUPPORT COMMITMENT	\$1,293	11	FAIL/REPORT TO JAIL (MISD.)	\$1,000 1
CONTMP CT - CHILD SUPPORT& OTHER SANC	\$1,801	261	FAIL/STOP AT STOP SIGN	\$433 16
CONTMP CT - DISOBEY ORDER	\$2,003	9	FAIL/STOP FOR FLASHING RED SIGNAL	\$615 2
CONTRIBUTE/DELINQUENCY CHILD	\$500	1	FAILURE TO ACT TO PREVENT BODILY HARM TO A CHILD	\$7,500 2
CONTRIBUTING TO THE DELINQUENCY OF A CHILD	\$1,500	2	FAILURE TO AID OFFICER	\$331 1
CONTRIBUTING TO TRUANCY	\$238	1	FAILURE TO APPEAR (MATERIAL WITNESS)	\$500 1
			FAILURE TO APPLY FOR TRANSFER OF TITLE	\$587 3

# Racine County -- Jail Data Review

## APPENDIX D

### AVERAGE BONDS AMOUNT SET

SUMMARIZES ALL BONDS FOR ALL CHARGES BUT LISTING ONLY THE MOST SERIOUS CHARGE OF EACH INMATE

FAILURE TO CUT NOXIOUS WEEDS	\$69	3	IMPROPERLY WIRE TAIL LIGHTS W/HEADLIGHTS	\$1,107	1
FAILURE TO EXTERMINATE	\$545	2	INADEQUATE OR DEFECTIVE BRAKES	\$439	1
FAILURE TO INSTALL HANDRAIL	\$1,220	1	INADEQUATE/DEFECTIVE BRAKES	\$328	1
FAILURE TO NOTIFY POLICE OF ACCIDENT	\$808	4	INATTENTIVE DRIVING	\$372	9
FAILURE TO OBEY TRAFFIC OFFICER/SIGNAL	\$604	8	INJURY BY INTOXICATED USE OF A VEHICLE	\$45,173	5
FAILURE TO PAINT GARAGE	\$1,515	3	INJURY BY NEGL HANDLING DANGEROUS WEAPON	\$5,325	2
FAILURE TO PAINT HOUSE	\$780	1	INSTIGATING FIGHTS BETWEEN ANIMALS	\$2,450	2
FAILURE TO QUARANTINE DOG	\$176	1	INTERFERE W/ CHILD CUSTODY-OTHER PARENT	\$50,300	1
FAILURE TO REPORT TO JAIL	\$3,917	8	INTOXICATING BEVERAGE IN PARK	\$238	1
FAILURE TO SIGNAL TURN/UNSAFE TURN	\$539	2	ISSUANCE OF WORTHLESS CHECKS	\$1,386	2
FAILURE TO STOP/IMPROPER STOP AT STOP SIGN	\$577	6	ISSUE OF A WORTHLESS CHECK	\$1,132	63
FAILURE TO SUPPORT	\$9,270	5	KEEP OPEN INTOXICANTS IN MV	\$749	10
FAILURE TO SUPPORT - NON-SUPPORT OF CHILD	\$1,210	3	KIDNAPPING	\$16,083	6
FAILURE TO YIELD RIGHT OF WAY FROM STOP SIGN	\$340	6	KITCHEN FLOOR TILES	\$1,411	1
FAILURE TO YIELD FROM PARKED POSITION	\$390	1	KNOWINGLY VIOLATE DOMESTIC ABUSE ORD	\$715	19
FAILURE TO YIELD WHEN EMERGING FROM ALLEY	\$278	1	KNOWINGLY VIOLATE CHILD ABUSE ORDER	\$10,000	1
FAILURE TO YIELD WHILE MAKING LEFT TURN	\$363	2	LEND REGISTRATION PLATE/UNAUTH. PERSON	\$1,680	1
FAILURE TO YIELD/STOP EMERGENCY VEHICLE	\$300	1	LEWD AND LASCIVIOUS BEHAVIOR	\$650	2
FALSE ALARM	\$1,440	1	LITTERING	\$527	4
FALSE IMPRISONMENT	\$20,935	10	LOITERING AND PROWLING	\$322	42
FALSE IMPRISONMENT W/ARMED	\$3,000	1	LOUD MOTORCYCLE EXHAUST	\$1,005	1
FALSIFIED I.D. CARD	\$1,090	2	MAINTAINING A DRUG TRAFFICKING PLACE	\$6,516	21
FALSIFY ACCIDENT REPORT	\$598	1	MANDATORY SEATBELTS REQUIREMENT	\$481	18
FELON POSSESS FIREARM	\$15,250	2	MANF/DIST/DEL OF COCAINE	\$51,514	37
FELON POSSESS FIREARM (PREV. CONVICTION)	\$5,603	6	MANF/DIST/DEL OF COCAINE>5 GRAMS)	\$11,050	1
FELONY BAIL JUMPING	\$7,863	104	MANF/DIST/DEL OF NARCOTIC DRUG	\$6,496	2
FELONY CRIMINAL DAMAGE TO PROPERTY	\$15,750	2	MANF/DIST/DEL OF THC	\$5,832	19
FELONY FAILURE TO REPORT TO JAIL	\$2,039	5	MAYHEM	\$60,000	1
FELONY INTIMIDATION OF A VICTIM	\$28,325	5	MINOR TRANSPORTING INTOXICANTS IN MV	\$284	2
FELONY INTIMIDATION VICTIM-THREATEN	\$5,644	1	MISAPPROPRIATION PERS IDENTIFYING MATLS	\$6,324	14
FELONY RECEIVING STOLEN PROPERTY	\$2,500	1	MISCDT/OFC-FAIL/PERFORM KNOWN DUTY	\$10,000	1
FELONY RETAIL THEFT OVER \$2,500	\$500	1	MISD. BAIL JUMPING	\$1,227	110
FELONY THEFT	\$4,750	2	MISD. BATTERY	\$1,156	495
FELONY THEFT OVER \$1000	\$3,935	8	MISD. BATTERY-DOMESTIC	\$500	1
FELONY THEFT OVER \$2500	\$14,707	8	MISD. BATTERY-DOMESTIC ABUSE	\$925	2
FELONY THEFT OVER \$5000	\$5,000	3	MISD. BATTERY-WHILE ARMED	\$500	1
FELONY THEFT, FIREARMS, ETC.	\$27,500	1	MISD. FAILURE TO REPORT TO JAIL	\$723	8
FIREWORKS VIOLATION	\$271	4	MISD. INTIMIDATION OF A VICTIM	\$1,525	4
FIRST DEG. INTENTIONAL HOMICIDE	\$197,760	23	MISD. RECEIVING STOLEN PROPERTY	\$1,218	14
FIRST DEG. INTENTIONAL HOMICIDE-ATTEMPTED	\$200,000	1	MISD. RETAIL THEFT	\$613	145
FIRST DEG. RECKLESS ENDANGERMENT	\$14,674	20	MISD. RETAIL THEFT-2ND	\$300	2
FIRST DEG. RECKLESS INJURY	\$1,000	1	MISD. THEFT	\$720	112
FIRST DEG. SEXUAL ASSAULT	\$50,000	1	MISD. THEFT-ARMED	\$3,000	1
FLEEING & ELUDING	\$4,573	28	MISD. THEFT-MOVABLE PROPERTY	\$100	1
FOLLOWING OPERATOR FAIL/DIM MULTIBEAMS	\$733	1	MISTREATING ANIMALS	\$1,250	3
FOOD AND SHELTER	\$298	1	NEGLIGENT FIRE	\$541	6
FORGERY	\$9,907	15	NEGLIGENT HANDLING OF A WEAPON	\$488	4
FOURTH DEG. SEXUAL ASSAULT	\$463	8	NO DISPLAY OF REGISTRATION CERTIFICATE	\$659	1
FRAUD ON HOTEL, RESTAURANT OR TAXICAB	\$825	2	NO TAIL LAMP/DEFECTIVE TAIL LAMP-NIGHT	\$493	8
GAMBLING	\$308	4	NON-REGISTRATION OF VEHICLE	\$344	52
GIVING FALSE AGE	\$608	1	NUISANCE VEHICLE	\$1,119	2
GLEANING	\$145	1	NUISANCES - BARKING DOG / CRYING CAT	\$176	1
GREAT BODILY INJURY BY INTOXICATED MV	\$5,000	1	OBSTRUCTING AN OFFICER	\$440	8
HABITUAL TRUANCY	\$173	2	OBSTRUCTING OR RESISTING A WARDEN	\$1,285	3
HARASSING TELEPHONE CALLS	\$494	4	OBSTRUCTING OR RESISTING AN OFFICER	\$993	670
HARASSMENT	\$1,285	2	OBSTRUCTING POLICE OFFICER	\$517	1
HEADLAMP VIOLATION	\$75	2	OBSTRUCTION OF OFFICERS	\$356	18
HIT AND RUN	\$100	1	OBTAINING A CONTROLLED SUBSTANCE BY FRAUD	\$3,250	2
HIT AND RUN - ATTENDED VEHICLE	\$724	20	OPEN / DRINKING INTOX ON STREET/SIDEWALK	\$187	23
HIT AND RUN - INJURY	\$859	7	OPEN INTOXICANTS IN MV	\$151	1
HIT AND RUN - PROPERTY ADJACENT TO HIGHWAY	\$760	4	OPERATE MV W/O ADEQUATE MUFFLER	\$392	2
HIT AND RUN - UNATTENDED VEHICLE	\$454	4	OPERATE MV REVOC/SUSP - 2ND OFFENSE	\$2,022	4
HOMICIDE BY INTOXICATED USE OF A VEHICLE	\$5,000	1	OPERATE MV REVOC/SUSP- 4TH OFFENSE	\$1,027	1
HOT WATER	\$1,587	1	OPERATE MV REVN/SUSN> 5TH	\$1,321	2
ILLEGAL USE OF RADIO, ETC.	\$601	12	OPERATE MV W/O SAFETY GLASS	\$439	1
IMPROPER COLORED/FLASHING LIGHTS	\$771	1	OPERATE MOTORCYCLE W/O VALID LICENSE	\$110	1
IMPROPER DISPLAY OF LICENSE PLATES/TAGS	\$370	2	OPERATE UNREGISTRED VEHICLE	\$312	5
IMPROPER LEFT TURN	\$265	2	OPERATE VEHICLE W/O REGISTRATION LAMPS	\$469	2
IMPROPER PARKING/STANDING OF VEHICLE	\$238	3	OPERATE VEHICLE W/O STOPPING LIGHTS	\$360	6
IMPROPER REGISTRATION OF VEHICLE	\$504	1	OPERATE W/O CARRYING LICENSE	\$224	3
IMPROPER RIGHT TURN	\$278	1	OPERNG A MV W/OUT OWNERS CONSENT	\$4,937	74
IMPROPER STOP/STOP SIGN-CLEAR LINE	\$809	1	OPERNG CMV W/OUT A LICENSE - 1ST OFFENSE	\$240	4
IMPROPERLY LOCATE VEH.DIRECTIONAL LIGHTS	\$315	1	OPERNG LEFT OF CENTER LINE	\$615	3

# Racine County -- Jail Data Review

## APPENDIX D

### AVERAGE BONDS AMOUNT SET

SUMMARIZES ALL BONDS FOR ALL CHARGES BUT LISTING ONLY THE MOST SERIOUS CHARGE OF EACH INMATE

OPERNG WHILE DISQUALIFIED	\$500	1	RADIO & OTHER SOUND AMPLIFICATION DEVICES	\$334	4
OPERNG WHILE INTOXICATED - 1ST OFFENSE	\$830	49	RECKLESS DRIVING-ENDANGER SAFETY	\$415	2
OPERNG WHILE INTOXICATED - 2ND OFFENSE	\$796	15	REPEATED SEXUAL ASSAULT OF A CHILD	\$31,071	7
OPERNG WHILE INTOXICATED - 3RD OFFENSE	\$1,208	16	RESISTING AN OFFICER	\$504	2
OPERNG WHILE INTOXICATED - 3RD OFF W/ CHILD	\$7,500	1	RESISTING ARREST	\$863	2
OPERNG WHILE INTOXICATED - 4TH OFFENSE	\$1,821	4	RESISTING OFFICER	\$656	1
OPERNG WHILE INTOXICATED >5TH	\$5,771	14	RESISTING/OBSTRUCTING POLICE OFFICER	\$697	38
OPERNG WHILE INTOXICATED > 5TH	\$10,000	1	RETAIL THEFT	\$443	44
OPERNG WHILE INTOXICATED - 5TH OFFENSE	\$2,510	1	RETAIL THEFT (SHOPLIFTING)	\$820	1
OPERNG WHILE INTOXICATED - 6TH >	\$2,000	1	ROBBERY W/ THREAT OF FORCE	\$14,617	6
OPERNG WHILE INTOXICATED CAUSING INJURY	\$770	4	ROBBERY W/ USE OF FORCE	\$15,167	21
OPERNG WHILE REVOKED	\$804	326	SALE TO UNDERAGE PERSON-A	\$610	1
OPERNG WHILE REVOKED 4TH OFFENSE	\$500	1	SECOND DEG. INTENTIONAL HOMICIDE	\$25,000	1
OPERNG WHILE REVOKED-3RD	\$896	3	SECOND DEG. RECKLESS ENDANGERMENT	\$9,671	21
OPERNG WHILE REVOKED-4TH	\$100	1	SECOND DEG. RECKLESS INJURY	\$55,500	1
OPERNG WHILE REVOKED-4TH			SECOND DEG. SEXUAL ASSAULT	\$27,395	7
OPERNG WHILE REVOKED-9TH	\$250	1	SEX ASSAULT OF STUDENT BY SCHOOL STAFF	\$10,000	1
OPERNG WHILE SUSPENDED	\$328	221	SEX OFFENDER REGISTRY VIOLATION	\$4,822	9
OPERNG WHILE SUSPENDED-2ND	\$344	6	SEXUAL ASSAULT OF A CHILD/13	\$46,873	13
OPERNG WHILE SUSPENDED-3RD	\$287	2	SEXUAL ASSAULT OF A CHILD/16	\$14,472	13
OPERNG WHILE SUSPENDED-4TH	\$439	1	SEXUAL INTERCOURSE W/ A CHILD	\$656	3
OPERNG PROHIBITED ALCHL CONCENTRATION	\$1,450	35	SNOW REMOVAL	\$71	1
OPERNG PROHIB ALCHL CONCN, 5TH	\$10,000	1	SOLICITING AND PATRONIZING PROSTITUTION	\$517	1
OPERNG PROHIBITED ALCHL CAUSING INJURY	\$767	1	SPEEDING - FREEWAY	\$266	7
OPERNG W/OUT A LICENSE - 1ST OFFENSE	\$342	82	SPEEDING VIOLATIONS	\$151	1
OPERNG W/OUT A LICENSE - 2ND OFFENSE	\$2,249	20	STAIRWAY, LANDING, PLATFORM AND ROOF DECK	\$623	1
OPERNG W/OUT A LICENSE - 3RD OFFENSE	\$464	7	STALKING	\$27,250	2
OTHER FIREWORKS VIOLATION	\$262	1	SUBSTANTIAL BATTERY	\$5,843	15
OWNERS LIABILITY-ILLEGAL PASS/SCH. BUS	\$134	1	SUBSTANTIAL BATTERY W/ INTENT	\$5,526	5
PASSENGER	\$1,173	1	SUSPENDED REGISTRATION	\$105	16
PEDDLERS LICENSE REQUIRED	\$213	1	TELEPHONE HARASSMENT	\$300	1
PERMIT UNAUTHORIZED MINOR TO DRIVE	\$122	1	THEFT	\$384	6
PERM UNAUTHD PERSON DRIVE - MINOR	\$195	1	THEFT BY CONTRACTOR	\$1,500	1
PETTY THEFT	\$372	3	THEFT OF LIBRARY MATERIALS	\$511	3
PHYSICAL ABUSE OF CHILD	\$5,513	51	THIRD DEG. SEXUAL ASSAULT	\$1,533	3
POINTING A FIREARM AT ANOTHER	\$488	4	THREAT TO INJURE/ACCUSE CRIME-OFFICIAL	\$10,000	1
POSS ECSTASY W/ INTENT TO DELIVER	\$3,641	2	THREATS TO INJURE/ACCUSE CRIME-COMMERCE	\$5,000	1
POSS THC 2ND OR SUBSEQUENT OFFENSE	\$3,510	36	TRESPASS - A	\$430	30
POSSESS DRUG PARAPHERNALIA-UNDER 18	\$200	1	TRESPASS - B	\$475	22
POSSESS OPEN INTOXICANTS IN MV	\$324	5	TRESPASS TO LAND	\$253	5
POSSESS W/INTENT/DELIVER NON-NARCOTICS	\$11,638	2	TRESSPASS	\$100	1
POSSESS W/INTENT-COUNTERFEIT NARCOTICS	\$7,550	2	TRESSPASS TO LAND	\$172	2
POSS / CONSUMPTION UNDERAGE PERSON	\$361	26	TRUANCY	\$116	13
POSS OF FIREARM	\$9,876	11	TRUANCY (1ST OFFENSE)	\$105	20
POSS OF FIREARM BY FELON	\$5,000		TRUANCY (2ND - 4TH OFFENSE)	\$135	6
POSS OF A FIREARM WHILE INTOXICATED	\$1,163	4	UNDERAGE ALCHL POSS/CONSUMPTION	\$180	2
POSS OF A SWITCHBLADE KNIFE	\$433	3	UNDERAGE LIQUOR VIOLATION	\$226	2
POSS OF BURGLARIOUS TOOLS	\$6,738	7	UNDERAGE PERSON ON PREMISIS	\$610	3
POSS OF CHILD PORNOGRAPHY	\$13,750	2	UNDERAGE POSS OF TOBACCO	\$62	1
POSS OF COCAINE	\$1,376	59	UNLAW. PHONE USE-THREATENS HARM	\$500	2
POSS OF CONTROLLED SUBSTANCE	\$500	1	UNLAWFUL U/Y TURN	\$87	1
POSS OF DANGEROUS WEAPON	\$520	3	UNREASONABLE AND IMPRUDENT SPEED	\$186	1
POSS OF DRUG PARAPHERNALIA	\$572	196	UNREASONABLE DISTURBANCE PROHIBITED	\$367	15
POSS OF HEROIN	\$5,344	4	USE COMPUTER TFACILITATE CHILD SEX CRIME	\$20,000	1
POSS OF INTOXICANTS IN COMMERCIAL VEHICLE	\$1,182	1	USE OLEORESIN DEVICE-HARM/CRIME	\$10,000	1
POSS OF MARIJUANA	\$276	3	UTTERING A FORGERY	\$5,728	66
"POSS OF MARIJUANA OR THC	\$200	1	VACCINATION OF DOG	\$137	2
POSS OF METHAMPHETAMINE	\$5,200	3	VANDALISM TO VEHICLE	\$501	5
POSS OF NARCOTIC CONTROLLED SUBST	\$2,291	4	VANDALISM, PRIVATE BUILDING AND PROPERTY	\$2,678	1
POSS OF NON-NARCOTIC CONTROLLED SUBS	\$10,000	1	VERBAL ABUSE	\$398	9
POSS OF OPEN CONTAINER IN PUBLIC	\$107	1	VIOLATE TRAFFIC-CONTROL SIGNAL-VEHICLE	\$373	1
POSS OF PRESCRIPTION DRUG	\$250	1	VIOLATE/HARASSMENT RESTRAINING ORDER	\$450	4
POSS OF SHOTGUN OR RIFLE	\$15,500	2	VIOLATION OF ABSOLUTE SOBRIETY	\$555	1
POSS OF STUN GUN	\$550	1	VIOLATION OF INJUNCTION - HARASSMENT	\$500	1
POSS OF THC (TETRAHYDROCANNABINOLS)	\$904	146	VIOLATION OF SAFETY BELT REQUIREMENTS	\$10	1
POSS OF THC-25 GRAMS OR LESS	\$462	7	VIOLATION OF TEMP RESTRAINING ORDER	\$893	8
POSS OF TOBACCO	\$145	15	WARRANT FTA	\$437	3
POSS INTENT TO MANUFE/DISTE/DELR COCAINE	\$34,844	58	WORTHLESS CHECKS	\$392	4
POSS INTENT TO MANUFE/DISTE/DELR HEROINE	\$10,000	1	Grand Total	\$3,549	6,696
POSS INTENT TO MANUFE/DISTE/DELR THC	\$9,425	51			
POSS/CONSUMP ALCHLIC BEV UNDERAGE	\$299	14			
PROSTITUTION-NONMARITAL SEX. INTERCOURSE	\$333	3			
PROSTITUTION-SEXUAL GRATIFICATION	\$500	1			

# Racine County -- Jail Data Review

## APPENDIX E

### SUMMARY OF HIGHEST CHARGE FOR DATA SAMPLE IN 2004

#### *Summary of Highest Charge for Data Sample In 2004*

VRJS sorted the data sample to eliminate the secondary charges leaving only the most serious charge for each inmate in the 2004 sample. The following table represents a data sample of the types of charges for prisoners admitted to the jail during 2004.

<i>Category and Offense</i>	<b>Count Cases</b>	<b>% of Category</b>	<b>% of Total</b>
<b><i>Alcohol Offenses</i></b>	<b>86</b>	<b>100%</b>	<b>1.0%</b>
DRINK OPEN INTOXICANTS IN MV	3	3.5%	0.0%
DRINKING INTOXICANTS WHERE PROHIBITED	1	1.2%	0.0%
INTOXICATING BEVERAGE IN PARK	1	1.2%	0.0%
KEEP OPEN INTOXICANTS IN MV	1	1.2%	0.0%
OPEN / DRINKING INTOX ON STREET/SIDEWALK	23	26.7%	0.3%
OPEN INTOXICANTS IN MV	1	1.2%	0.0%
POSS OPEN INTOXICANTS IN MV	5	5.8%	0.1%
POSS / CONSUMPTION UNDERAGE PERSON	26	30.2%	0.3%
POSS OF OPEN CONTAINER IN PUBLIC	1	1.2%	0.0%
POSS/CONSUMPTION ALCOHOLIC BEV UNDERAGE PERSON	14	16.3%	0.2%
SALE UNDERAGE PERSON-A	2	2.3%	0.0%
UNDERAGE ALCOHOL POSS/CONSUMPTION	2	2.3%	0.0%
UNDERAGE LIQUOR VIOLATION	2	2.3%	0.0%
VIOLATION OF ABSOLUTE SOBRIETY	4	4.7%	0.0%
<b><i>Drug Offenses</i></b>	<b>893</b>	<b>100.0%</b>	<b>10.3%</b>
MAINTAINING A DRUG TRAFFICKING PLACE	22	2.5%	0.3%
MANUFE/DISTRBN/DEL COCAINE	59	6.6%	0.7%
MANUFE/DISTRBN/DEL COCAINE(OVER 5 GRAMS)	1	0.1%	0.0%
MANUFE/DISTRBN/DEL OF COCAINE W IN 1000FT OF SCHOOL	1	0.1%	0.0%
MANUFE/DISTRBN/DEL OF HEROIN	1	0.1%	0.0%
MANUFE/DISTRBN/DEL OF NARCOTIC DRUG	2	0.2%	0.0%
MANUFE/DISTRBN/DEL OF THC	27	3.0%	0.3%
OBTAINING A CONTROLLED SUBSTANCE BY FRAUD	5	0.6%	0.1%
POSS ECSTASY W INTENT DELIVER	2	0.2%	0.0%
POSS OF THC 2ND OR SUBSEQUENT OFFENSE	44	4.9%	0.5%
POSS DRUG PARAPHERNALIA-UNDER 18	1	0.1%	0.0%

# Racine County -- Jail Data Review

## APPENDIX E

### SUMMARY OF HIGHEST CHARGE FOR DATA SAMPLE IN 2004

POSS W/ INTENT-AMPHETAMINE(>3-10G)	1	0.1%	0.0%
POSS W/INTENT/DELIVER NON-NARCOTICS	2	0.2%	0.0%
POSS W/INTENT-COUNTERFEIT NARCOTICS	2	0.2%	0.0%
POSS OF COCAINE	90	10.1%	1.0%
POSS OF CONTROLLED SUBSTANCE	2	0.2%	0.0%
POSS OF DRUG PARAPHERNALIA	219	24.5%	2.5%
POSS OF HEROIN	4	0.4%	0.0%
POSS OF INTOXICANTS IN COMMERCIAL VEHICLE	1	0.1%	0.0%
POSS OF MARIJUANA	4	0.4%	0.0%
POSS OF MARIJUANA OR THC	1	0.1%	0.0%
POSS OF METHAMPHETAMINE	3	0.3%	0.0%
POSS OF NARCOTIC CONTROLLED SUBSTANCE	7	0.8%	0.1%
POSS OF NON-NARCOTIC CONTROLLED SUBSTANCE	1	0.1%	0.0%
POSS OF PRESCRIPTION DRUG	1	0.1%	0.0%
POSS OF THC (TETRAHYDROCANNABINOLS)	193	21.6%	2.2%
POSS OF THC-25 GRAMS OR LESS	7	0.8%	0.1%
POSS W INTENT MANUFE/DISTRBN/DEL COCAINE	103	11.5%	1.2%
POSS W INTENT MANUFE/DISTRBN/DEL HEROIN	3	0.3%	0.0%
POSS W INTENT MANUFE/DISTRBN/DEL THC	84	9.4%	1.0%

### ***Crimes Against Persons***

**1,981**

**100%**

**22.9%**

2ND DEG. SEXUAL ASSAULT/AIDED BY ANOTHER	1	0.1%	0.0%
2ND DEG RECKLESS HOMICIDE	2	0.1%	0.0%
2ND DEG SEXUAL ASSAULT OF CHILD	16	0.8%	0.2%
2ND DEG SEXUAL ASSAULT OF CHILD-MINOR	1	0.1%	0.0%
2ND DEG SEXUAL ASSAULT/USE OF FORCE	8	0.4%	0.1%
ABUSE OF VULNERABLE ADULTS	1	0.1%	0.0%
AGG BATTERY	6	0.3%	0.1%
AGG BATTERY - PHYSICALLY DISABLED	1	0.1%	0.0%
AGG BATTERY/INTENT-GREAT HARM	5	0.3%	0.1%
AGG BATTERY-INTEND GREAT BODILY HARM	1	0.1%	0.0%
ARMED ROBBERY	8	0.4%	0.1%
ARMED ROBBERY W THREAT OF FORCE	5	0.3%	0.1%
ARMED ROBBERY W USE OF FORCE	18	0.9%	0.2%
BATTERY - BODILY HARM	2	0.1%	0.0%
BATTERY BY PRISONERS	39	2.0%	0.5%
BATTERY OF A PEACE OFFICER	25	1.3%	0.3%
BATTERY SCHOOL DISTRICT OFFICERS, ETC	1	0.1%	0.0%
BATTERY, SPECIAL CIRCUMSTANCES	2	0.1%	0.0%

# Racine County -- Jail Data Review

## APPENDIX E

### SUMMARY OF HIGHEST CHARGE FOR DATA SAMPLE IN 2004

CHILD ABANDONMENT	1	0.1%	0.0%
CHILD ENTICEMENT	4	0.2%	0.0%
CHILD NEGLECT	9	0.5%	0.1%
CLEANLINESS OF UNIT	1	0.1%	0.0%
EXPEL SALIVA TOWARDS OFFICER	1	0.1%	0.0%
FAILURE ACT PREVENT BODILY HARM A CHILD	2	0.1%	0.0%
FALSE IMPRISONMENT	20	1.0%	0.2%
FALSE IMPRISONMENT W/ARMED	1	0.1%	0.0%
FELONY INTIMIDATION OF A VICTIM	6	0.3%	0.1%
FELONY INTIMIDATION OF A VICTIM-THREATEN FORCE	1	0.1%	0.0%
FELONY INTIMIDATION OF A WITNESS	2	0.1%	0.0%
FIRST DEG INTENTIONAL HOMICIDE	29	1.5%	0.3%
FIRST DEG INTENTIONAL HOMICIDE (ATTEMPTED)	1	0.1%	0.0%
FIRST DEG INTENTIONAL HOMICIDE-ATTEMPTED	1	0.1%	0.0%
FIRST DEG INTENTIONAL HOMICIDE-PTAC/ATTEMPTED	1	0.1%	0.0%
FIRST DEG RECKLESS ENDANGERMENT	32	1.6%	0.4%
FIRST DEG RECKLESS INJURY	2	0.1%	0.0%
FIRST DEG SEXUAL ASSAULT	1	0.1%	0.0%
FOURTH DEG SEXUAL ASSAULT	8	0.4%	0.1%
HOMICIDE BY INTOXICATED USE OF A VEHICLE	2	0.1%	0.0%
HOT WATER	1	0.1%	0.0%
INJURY BY NEGLIGENT HANDLING DANGEROUS WEAPON	2	0.1%	0.0%
INJURY BY NEGLIGENT USE/WEAPON/EXPLOSIVE	1	0.1%	0.0%
KIDNAPPING	6	0.3%	0.1%
KITCHEN FLOOR TILES	1	0.1%	0.0%
KNOWINGLY VIOLATE A DOMESTIC ABUSE ORDER	24	1.2%	0.3%
KNOWINGLY VIOLATE CHILD ABUSE ORDER	1	0.1%	0.0%
LEND REGISTRATION PLATE/UNAUTH. PERSON	1	0.1%	0.0%
MAYHEM	1	0.1%	0.0%
MISD BATTERY	562	28.4%	6.5%
MISD BATTERY -	1	0.1%	0.0%
MISD BATTERY/AMENDED SUBSTANTIAL BATTERY	1	0.1%	0.0%
MISD BATTERY-DOMESTIC	1	0.1%	0.0%
MISD BATTERY-DOMESTIC ABUSE	2	0.1%	0.0%
MISD BATTERY-WHL ARMED	1	0.1%	0.0%
MISD INTIMIDATION OF A VICTIM	5	0.3%	0.1%
OBSTRUCTING AN OFFICER	8	0.4%	0.1%
OBSTRUCTING OR RESISTING A WARDEN	3	0.2%	0.0%
OBSTRUCTING OR RESISTING AN OFFICER	790	39.9%	9.1%
OBSTRUCTING POLICE OFFICER	1	0.1%	0.0%
OBSTRUCTION OF OFFICERS	18	0.9%	0.2%

# Racine County -- Jail Data Review

## APPENDIX E

### SUMMARY OF HIGHEST CHARGE FOR DATA SAMPLE IN 2004

PHYSICAL ABUSE OF CHILD	59	3.0%	0.7%
POINTING A FIREARM AT ANOTHER	4	0.2%	0.0%
REPEATED SEXUAL ASSAULT OF A CHILD	10	0.5%	0.1%
RESISTING AN OFFICER	2	0.1%	0.0%
RESISTING ARREST	2	0.1%	0.0%
RESISTING OFFICER	1	0.1%	0.0%
RESISTING/OBSTRUCTING POLICE OFFICER	42	2.1%	0.5%
ROBBERY W THREAT OF FORCE	9	0.5%	0.1%
ROBBERY W USE OF FORCE	30	1.5%	0.3%
SECOND DEG INTENTIONAL HOMICIDE	3	0.2%	0.0%
SECOND DEG RECKLESS ENDANGERMENT	25	1.3%	0.3%
SECOND DEG RECKLESS INJURY	1	0.1%	0.0%
SECOND DEG SEXUAL ASSAULT	10	0.5%	0.1%
SEX ASSAULT OF STUDENT BY SCHOOL STAFF	1	0.1%	0.0%
SEXUAL ASSAULT OF A CHILD/13	24	1.2%	0.3%
SEXUAL ASSAULT OF A CHILD/16	21	1.1%	0.2%
SEXUAL INTERCOURSE W A CHILD	3	0.2%	0.0%
STALKING	3	0.2%	0.0%
SUBSTANTIAL BATTERY	20	1.0%	0.2%
SUBSTANTIAL BATTERY W INTENT	5	0.3%	0.1%
THIRD DEG SEXUAL ASSAULT	7	0.4%	0.1%
USE OLEORESIN DEVICE-HARM/CRIME	1	0.1%	0.0%

### **Crimes Against Property**

**1,096**

**100.0%**

**0**

ARSON OF BUILDING	2	0.2%	0.0%
ARSON OF BUILDING W/ INTENT DEFRAUD	1	0.1%	0.0%
ARSON OF PROPERTY OTHER THAN BUILDING	2	0.2%	0.0%
ATTEMPTED 1ST DEG INTENTIONAL HOMICIDE	1	0.1%	0.0%
ATTEMPTED FIRST DEG INTENTIONAL HOMICIDE	2	0.2%	0.0%
BURGLARY-ARM SELF W/ DANGEROUS WEAPON	5	0.5%	0.1%
BURGLARY-ARMED W/ DANGEROUS WEAPON	5	0.5%	0.1%
BURGLARY-BUILDING OR DWELLING	113	10.3%	1.3%
BURGLARY-BUILDING OR DWELLING-WHL ARMED	1	0.1%	0.0%
BURGLARY-COMMIT A BATTERY ON PERSON	2	0.2%	0.0%
BURGLARY-ROOM W/IN BUILDING, ETC.	2	0.2%	0.0%
CABLE TV THEFT-ATTEMPT	1	0.1%	0.0%
CREDIT CARD-FALSE STATEMENTS	1	0.1%	0.0%
CREDIT CARD-FRAUDULENT USE	9	0.8%	0.1%
CREDIT CARD-THEFT BY ACQUISITION	1	0.1%	0.0%
CRIMINAL DAMAGE PROPERTY	172	15.7%	2.0%

# Racine County -- Jail Data Review

---

## APPENDIX E

### SUMMARY OF HIGHEST CHARGE FOR DATA SAMPLE IN 2004

CRIMINAL DAMAGE PROPERTY-COUNT #2	1	0.1%	0.0%
CRIMINAL TRESPASS	36	3.3%	0.4%
CRUELTY ANIMALS	10	0.9%	0.1%
DESTRUCTION OF PROPERTY/VANDALISM	1	0.1%	0.0%
ENTRY INA LOCKED VEHICLE	2	0.2%	0.0%
FELONY CRIMINAL DAMAGE PROPERTY	3	0.3%	0.0%
FELONY RECEIVING STOLEN PROPERTY	3	0.3%	0.0%
FELONY RETAIL THEFT OVER \$2,500	3	0.3%	0.0%
FELONY THEFT	4	0.4%	0.0%
FELONY THEFT OVER \$1000	11	1.0%	0.1%
FELONY THEFT OVER \$2500	14	1.3%	0.2%
FELONY THEFT OVER \$5000	5	0.5%	0.1%
FELONY THEFT, FIREARMS, ETC.	1	0.1%	0.0%
FORGERY	27	2.5%	0.3%
FRAUD ON HOTEL, RESTAURANT OR TAXICAB	2	0.2%	0.0%
ISSUANCE OF WORTHLESS CHECKS	3	0.3%	0.0%
ISSUE OF A WORTHLESS CHECK	71	6.5%	0.8%
MISAPPROPRIATION PERS IDENTIFYING MATLS	21	1.9%	0.2%
MISD RECEIVING STOLEN PROPERTY	18	1.6%	0.2%
MISD RETAIL THEFT	174	15.9%	2.0%
MISD RETAIL THEFT-2ND	2	0.2%	0.0%
MISD THEFT	136	12.4%	1.6%
MISD THEFT-ARMED	1	0.1%	0.0%
MISD THEFT-MOVABLE PROPERTY	1	0.1%	0.0%
NEGLIGENT FIRE	6	0.5%	0.1%
PETTY THEFT	3	0.3%	0.0%
PHYSICAL ABUSE OF CHILD	1	0.1%	0.0%
RETAIL THEFT	46	4.2%	0.5%
RETAIL THEFT (SHOPLIFTING)	1	0.1%	0.0%
THEFT	6	0.5%	0.1%
THEFT BY CONTRACTOR	1	0.1%	0.0%
THEFT OF LIBRARY MATERIALS	3	0.3%	0.0%
TRESPASS - A	30	2.7%	0.3%
TRESPASS - B	22	2.0%	0.3%
TRESPASS LAND	5	0.5%	0.1%
TRESSPASS	1	0.1%	0.0%
TRESSPASS LAND	2	0.2%	0.0%
UTTERING A FORGERY	88	8.0%	1.0%
VANDALISM VEHICLE	5	0.5%	0.1%
VANDALISM, PRIVATE BUILDING AND PROPERTY	1	0.1%	0.0%
WORTHLESS CHECKS	5	0.5%	0.1%

# Racine County -- Jail Data Review

## APPENDIX E

### SUMMARY OF HIGHEST CHARGE FOR DATA SAMPLE IN 2004

<i>Public Order Offenses</i>	<b>2,514</b>	<b>100.0%</b>	<b>29.0%</b>
9-1-1 NON EMERGENCY USE	2	0.1%	0.0%
9-1-1 NON EMERGENCY USE, INTENTIONAL	3	0.1%	0.0%
ABANDON/JUNK/DISABLED VEHICLE	1	0.0%	0.0%
ACCUMULATION OF UNLICENSED VEHICLES	1	0.0%	0.0%
ALTER REGISTRATION	2	0.1%	0.0%
ANIMAL AT LARGE	11	0.4%	0.1%
BICYCLE ON SIDEWALK	1	0.0%	0.0%
BOMB SCARE	1	0.0%	0.0%
CARRY CONCEALED WEAPON	2	0.1%	0.0%
CARRYING A CONCEALED WEAPON	64	2.5%	0.7%
CAT LICENSE REQUIRED	3	0.1%	0.0%
CERTAIN TRESPASS/UNWANTED PARTY	2	0.1%	0.0%
CLOSING HOUR VIOLATION	11	0.4%	0.1%
CONTEMPT OF COURT - CHILD SUPPORT	13	0.5%	0.2%
CONTEMPT CT - CHILD SUPPORT & OTHER	302	12.0%	3.5%
CONTEMPT CT - DISOBEY ORDER	17	0.7%	0.2%
CONTEMPT OF COURT - MISCONDUCT IN COURT	1	0.0%	0.0%
CONTRIBUTE/DELINQUENCY CHILD	1	0.0%	0.0%
CONTRIBUTING THE DELINQUENCY OF A CHILD	3	0.1%	0.0%
CONTRIBUTING TRUANCY	3	0.1%	0.0%
CURFEW	3	0.1%	0.0%
CURFEW VIOLATION	2	0.1%	0.0%
CURFEW VIOLATION - PARENT	3	0.1%	0.0%
CURFEW VIOLATION, MINOR	26	1.0%	0.3%
DANGEROUS WEAPONS ON SCHOOL PREMISES	2	0.1%	0.0%
DIRECT SELLER REGISTRATION VIOLATION	5	0.2%	0.1%
DISCHARGE FIREARM IN SCHOOL ZONE	1	0.0%	0.0%
DISCHARGE OF A WEAPON	1	0.0%	0.0%
DISORDER CONDUCT	1	0.0%	0.0%
DISORDERLY CONDUCT	873	34.7%	10.1%
DISORDERLY CONDUCT - DISTURBING THE PEACE	2	0.1%	0.0%
DISORDERLY CONDUCT - FIGHTING	1	0.0%	0.0%
DISORDERLY CONDUCT/ DOMESTIC ABUSE	1	0.0%	0.0%
DISORDERLY CONDUCT-WHL ARMED	2	0.1%	0.0%
DISORDERLY HOUSE	16	0.6%	0.2%
DOG LICENSE	20	0.8%	0.2%
DRINK OPEN INTOXICANTS IN MV	3	0.1%	0.0%
ENDANGER SAFETY/RECKLESS USE OF FIREARM	2	0.1%	0.0%

# Racine County -- Jail Data Review

## APPENDIX E

### SUMMARY OF HIGHEST CHARGE FOR DATA SAMPLE IN 2004

ENFORCE THE DUTY OF CHILD SUPPORT MAINTENANCE	339	13.5%	3.9%
ENFORCE PROCEEDING DETERMINE PATERNITY	27	1.1%	0.3%
ENFORCEMENT OF CONTEMPT PROCEEDINGS	3	0.1%	0.0%
ESCAPE	23	0.9%	0.3%
EXPOSING A CHILD HARMFUL MATERIAL	1	0.0%	0.0%
EXPOSING GENITALS OR PUBIC AREA	3	0.1%	0.0%
EXTERIOR DOOR	1	0.0%	0.0%
EXTRADITION	4	0.2%	0.0%
EXTRADITION - ARREST PRIOR REQUISITION	1	0.0%	0.0%
FAIL/CAUSE CHILD ATTEND SCHOOL	19	0.8%	0.2%
FAIL/REPORT JAIL (MISD)	1	0.0%	0.0%
FAILURE AID OFFICER	1	0.0%	0.0%
FAILURE APPEAR (MATERIAL WITNESS)	2	0.1%	0.0%
FAILURE APPLY FOR TRANSFER OF TITLE	3	0.1%	0.0%
FAILURE CUT NOXIOUS WEEDS	3	0.1%	0.0%
FAILURE EXTERMINATE	2	0.1%	0.0%
FAILURE INSTALL HANDRAIL	1	0.0%	0.0%
FAILURE PAINT GARAGE	3	0.1%	0.0%
FAILURE PAINT HOUSE	1	0.0%	0.0%
FAILURE QUARANTINE DOG	1	0.0%	0.0%
FAILURE REPORT JAIL	11	0.4%	0.1%
FAILURE SIGNAL TURN/UNSAFE TURN	1	0.0%	0.0%
FAILURE SUPPORT	11	0.4%	0.1%
FAILURE SUPPORT - NON-SUPPORT OF CHILD	3	0.1%	0.0%
FALSE ALARM	1	0.0%	0.0%
FALSIFIED I.D. CARD	2	0.1%	0.0%
FALSIFY ACCIDENT REPORT	1	0.0%	0.0%
FELON POSS FIREARM	2	0.1%	0.0%
FELON POSS FIREARM (PREV. CONVICTION)	9	0.4%	0.1%
FELONY BAIL JUMPING	129	5.1%	1.5%
FELONY FAILURE REPORT JAIL	11	0.4%	0.1%
FIREWORKS VIOLATION	4	0.2%	0.0%
FLEEING & ELUDING	42	1.7%	0.5%
FOOD AND SHELTER	1	0.0%	0.0%
GAMBLING	4	0.2%	0.0%
GIVING FALSE AGE	1	0.0%	0.0%
GLEANING	1	0.0%	0.0%
HABITUAL TRUANCY	2	0.1%	0.0%
HARASSING TELEPHONE CALLS	4	0.2%	0.0%
HARASSMENT	2	0.1%	0.0%
HARBORING/AIDING A FELON	1	0.0%	0.0%

# Racine County -- Jail Data Review

## APPENDIX E

### SUMMARY OF HIGHEST CHARGE FOR DATA SAMPLE IN 2004

ILLEGAL USE OF RADIO, ETC.	12	0.5%	0.1%
INSTIGATING FIGHTS BETWEEN ANIMALS	2	0.1%	0.0%
INTERFERE W/ CHILD CUSTODY-OTHER PARENT	1	0.0%	0.0%
JIPS CHILD/HABITUALLY TRUANT/SCHOOL	1	0.0%	0.0%
KEEP OPEN INTOXICANTS IN MV	4	0.2%	0.0%
LEWD AND LASCIVIOUS BEHAVIOR	2	0.1%	0.0%
LITTERING	4	0.2%	0.0%
LOITERING AND PROWLING	43	1.7%	0.5%
LOUD MOTORCYCLE EXHAUST	1	0.0%	0.0%
MAINTAINING A DRUG TRAFFICKING PLACE	7	0.3%	0.1%
MINOR TRANSPORTING INTOXICANTS IN MV	1	0.0%	0.0%
MISCONDUCT/OFFICE-FAIL/PERFORM KNOWNDUTY	1	0.0%	0.0%
MISD BAIL JUMPING	142	5.6%	1.6%
MISD FAILURE REPORT JAIL	9	0.4%	0.1%
MISTREATING ANIMALS	3	0.1%	0.0%
NEGLIGENT HANDLING OF A WEAPON	4	0.2%	0.0%
NUISANCES - BARKING DOG / CRYING CAT	1	0.0%	0.0%
PEDDLERS LICENSE REQUIRED	1	0.0%	0.0%
POSS OF FIREARM	16	0.6%	0.2%
POSS OF FIREARM BY FELON	1	0.0%	0.0%
POSS OF FIREARM-BY FELON	1	0.0%	0.0%
POSS OF A FIREARM WHL INTOXICATED	4	0.2%	0.0%
POSS OF A SWITCHBLADE KNIFE	3	0.1%	0.0%
POSS OF BURGLARIOUS TOOLS	10	0.4%	0.1%
POSS OF CHILD PORNOGRAPHY	2	0.1%	0.0%
POSS OF DANGEROUS WEAPON	3	0.1%	0.0%
POSS OF SHOTGUN OR RIFLE	3	0.1%	0.0%
POSS OF STUN GUN	3	0.1%	0.0%
POSS OF TOBACCO	15	0.6%	0.2%
PROSTITUTION-NONMARITAL SEX. INTERCOURSE	3	0.1%	0.0%
PROSTITUTION-SEXUAL GRATIFICATION	4	0.2%	0.0%
RADIO & OTHER SOUND AMPLIFICATION DEVICES	4	0.2%	0.0%
SEX OFFENDER REGISTRY VIOLATION	12	0.5%	0.1%
SNOW REMOVAL	1	0.0%	0.0%
SOLICITING AND PATRONIZING PROSTITUTION	1	0.0%	0.0%
STAIRWAY, LANDING, PLATFORM AND ROOF DECK	1	0.0%	0.0%
TELEPHONE HARASSMENT	2	0.1%	0.0%
THREAT INJURE/ACCUSE CRIME-OFFICIAL	1	0.0%	0.0%
THREATS INJURE/ACCUSE CRIME-COMMERCE	1	0.0%	0.0%
TRUANCY	13	0.5%	0.2%
TRUANCY (1ST OFFENSE)	20	0.8%	0.2%

# Racine County -- Jail Data Review

## APPENDIX E

### SUMMARY OF HIGHEST CHARGE FOR DATA SAMPLE IN 2004

TRUANCY (2ND - 4TH OFFENSE)	6	0.2%	0.1%
UNDERAGE PERSON ON PREMISIS	3	0.1%	0.0%
UNDERAGE POSS OF TOBACCO	1	0.0%	0.0%
UNLAW. PHONE USE-THREATENS HARM	3	0.1%	0.0%
UNREASONABLE DISTURBANCE PROHIBITED	15	0.6%	0.2%
USE OF A COMPUTER FACILITATE A CHILD SEX CRIME	1	0.0%	0.0%
VACCINATION OF DOG	2	0.1%	0.0%
VERBAL ABUSE	9	0.4%	0.1%
VIOLATE/HARASSMENT RESTRAINING ORDER	4	0.2%	0.0%
VIOLATION OF INJUNCTION - HARASSMENT	1	0.0%	0.0%
VIOLATION OF TEMPORARY RESTRAINING ORDER	9	0.4%	0.1%
WARRANT FTA	7	0.3%	0.1%

<b>Traffic Offenses</b>	<b>2,088</b>	<b>100%</b>	<b>24.1%</b>
-------------------------	--------------	-------------	--------------

1ST-DEG RECKLESS INJURY	2	0.1%	0.0%
2ND-DEG RECKLESS INJURY	1	0.0%	0.0%
ATV-OPERATION ON ROADWAY	1	0.0%	0.0%
AUTOMOBILE FOLLOWING TOO CLOSELY	6	0.3%	0.1%
BAIL JUMPING	1	0.0%	0.0%
CARELESS OPERATION OF A MV	1	0.0%	0.0%
DEFECTIVE TAIL LAMP	1	0.0%	0.0%
DEVIATION FROM DESIGNATED LANE	2	0.1%	0.0%
DISPLAY FALSE REGISTRATION PLATE	3	0.1%	0.0%
DISPLAY UNAUTHORIZED PLATE	51	2.4%	0.6%
DRINK OPEN INTOXICANTS IN MV	6	0.3%	0.1%
DRIVING ON SIDEWALK	1	0.0%	0.0%
DRIVING TOO FAST FOR CONDITIONS	2	0.1%	0.0%
DRUGGED DRIVING	6	0.3%	0.1%
EQUIP MV W ILLEGAL MUFFLER	1	0.0%	0.0%
EXCEEDING SPEED ZONES/POSTED LIMITS	39	1.9%	0.5%
EXCESS SPEED/MV "SPECIAL" HEADLIGHTS	1	0.0%	0.0%
EXPIRED METER VIOLATION	1	0.0%	0.0%
FAIL/COMPLY STOPPING LIGHT REQMTS	3	0.1%	0.0%
FAIL/DISPLAY VEHICLE LICENSE PLATES	3	0.1%	0.0%
FAIL/MAINTAIN LICENSE PLATE LAMP WIRING	1	0.0%	0.0%
FAIL/OBEY TRAFFIC OFFICER SIGNAL/ORDER	5	0.2%	0.1%
FAIL/STOP AT STOP SIGN	17	0.8%	0.2%
FAIL/STOP FOR FLASHING RED SIGNAL	2	0.1%	0.0%
FAILURE NOTIFY POLICE OF ACCIDENT	4	0.2%	0.0%
FAILURE OBEY TRAFFIC OFFICER/SIGNAL	13	0.6%	0.2%

# Racine County -- Jail Data Review

## APPENDIX E

### SUMMARY OF HIGHEST CHARGE FOR DATA SAMPLE IN 2004

FAILURE SIGNAL TURN/UNSAFE TURN	1	0.0%	0.0%
FAILURE STOP/IMPROPER STOP AT STOP SIGN	6	0.3%	0.1%
FAILURE YIELD RIGHT OF WAY FROM STOP SIGN	7	0.3%	0.1%
FAILURE YIELD RT/WAY FROM PARKED POSITION	1	0.0%	0.0%
FAILURE YIELD WHEN EMERGING FROM ALLEY	1	0.0%	0.0%
FAILURE YIELD WHL MAKING LEFT TURN	2	0.1%	0.0%
FAILURE YIELD/STOP FOR EMERGENCY VEHICLE	1	0.0%	0.0%
FOLLOWING OPERATOR FAIL/DIM MULTIBEAMS	1	0.0%	0.0%
GREAT BODILY INJURY INTOXICATED USE VEHICLE	1	0.0%	0.0%
HEADLAMP VIOLATION	2	0.1%	0.0%
HIT AND RUN	1	0.0%	0.0%
HIT AND RUN - ATTENDED VEHICLE	23	1.1%	0.3%
HIT AND RUN - INJURY	13	0.6%	0.2%
HIT AND RUN - PROPERTY ADJACENT HIGHWAY	4	0.2%	0.0%
HIT AND RUN - UNATTENDED VEHICLE	4	0.2%	0.0%
IMPROPER COLORED/FLASHING LIGHTS	1	0.0%	0.0%
IMPROPER DISPLAY OF LICENSE PLATES/TAGS	2	0.1%	0.0%
IMPROPER LEFT TURN	2	0.1%	0.0%
IMPROPER PARKING/STANDING OF VEHICLE	3	0.1%	0.0%
IMPROPER REGISTRATION OF VEHICLE	1	0.0%	0.0%
IMPROPER RIGHT TURN	1	0.0%	0.0%
IMPROPER STOP/STOP SIGN-CLEAR LINE	1	0.0%	0.0%
IMPROPERLY LOCATE VEH.DIRECTIONAL LIGHTS	1	0.0%	0.0%
IMPROPERLY WIRE TAIL LIGHTS W/HEADLIGHTS	1	0.0%	0.0%
INADEQUATE OR DEFECTIVE BRAKES	1	0.0%	0.0%
INADEQUATE/DEFECTIVE BRAKES	1	0.0%	0.0%
INATTENTIVE DRIVING	9	0.4%	0.1%
INJURY BY INTOXICATED USE OF A VEHICLE	8	0.4%	0.1%
INJURY BY INTOXICATED USE/VEHICLE	1	0.0%	0.0%
KEEP OPEN INTOXICANTS IN MV	5	0.2%	0.1%
MANDATORY SEATBELTS REQUIREMENT	18	0.9%	0.2%
MINOR TRANSPORTING INTOXICANTS IN MV	1	0.0%	0.0%
NO DISPLAY OF REGISTRATION CERTIFICATE	1	0.0%	0.0%
NO TAIL LAMP/DEFECTIVE TAIL LAMP-NIGHT	8	0.4%	0.1%
NON-REGISTRATION OF VEHICLE	53	2.5%	0.6%
NUISANCE VEHICLE	2	0.1%	0.0%
OPER MOTOR VEH. W/O ADEQUATE MUFFLER	2	0.1%	0.0%
OPER MV AFTER REV/SUSP - 2ND OFFENSE	13	0.6%	0.2%
OPER MV AFTER REV/SUSP - 3RD OFFENSE	1	0.0%	0.0%
OPER MV AFTER REV/SUSP - 4TH OFFENSE	1	0.0%	0.0%
OPER MV AFTER REV/SUSP - 5TH >	2	0.1%	0.0%

# Racine County -- Jail Data Review

## APPENDIX E

### SUMMARY OF HIGHEST CHARGE FOR DATA SAMPLE IN 2004

OPER MV W/O SAFETY GLASS	1	0.0%	0.0%
OPER MOTORCYCLE W/O VALID LICENSE	1	0.0%	0.0%
OPER UNREGISTERED VEHICLE	5	0.2%	0.1%
OPER VEHICLE W/O REGISTRATION LAMPS	2	0.1%	0.0%
OPER VEHICLE W/O STOPPING LIGHTS	6	0.3%	0.1%
OPER W/O CARRYING LICENSE	4	0.2%	0.0%
OPER A MV WOUT OWNERS CONSENT	90	4.3%	1.0%
OPER CMV WOUT A LICENSE - 1ST OFFENSE	4	0.2%	0.0%
OPER LEFT OF CENTER LINE	3	0.1%	0.0%
OPER WHL DISQUALIFIED	1	0.0%	0.0%
OPER WHL INTOXICATED - 1ST OFFENSE	219	10.5%	2.5%
OPER WHL INTOXICATED - 2ND OFFENSE	183	8.8%	2.1%
OPER WHL INTOXICATED - 3RD OFFENSE	112	5.4%	1.3%
OPER WHL INTOXICATED - 3RD OFFENSE-W CHILD	1	0.0%	0.0%
OPER WHL INTOXICATED - 4TH OFFENSE	44	2.1%	0.5%
OPER WHL INTOXICATED - 5TH >	35	1.7%	0.4%
OPER WHL INTOXICATED - 5TH >	1	0.0%	0.0%
OPER WHL INTOXICATED - 5TH OFFENSE	2	0.1%	0.0%
OPER WHL INTOXICATED - 6TH >	1	0.0%	0.0%
OPER WHL INTOXICATED CAUSING INJURY	16	0.8%	0.2%
OPER WHL REVOKED	516	24.7%	6.0%
OPER WHL REVOKED 4TH OFFENSE	1	0.0%	0.0%
OPER WHL REVOKED-3RD	5	0.2%	0.1%
OPER WHL REVOKED-4TH	3	0.1%	0.0%
OPER WHL REVOKED--4TH	1	0.0%	0.0%
OPER WHL REVOKED-9TH	1	0.0%	0.0%
OPER WHL SUSPENDED	230	11.0%	2.7%
OPER WHL SUSPENDED-2ND	6	0.3%	0.1%
OPER WHL SUSPENDED-3RD	2	0.1%	0.0%
OPER WHL SUSPENDED-4TH	1	0.0%	0.0%
OPER W A PROHIBITED ALCOHOL CONCENTRATION	47	2.3%	0.5%
OPER W A PROHIBITED ALCOHOL CONCENTRATION, 5TH	1	0.0%	0.0%
OPER W PROHIBITED ALCOHOL CONCENTRATION CAUSING INJURY	1	0.0%	0.0%
OPER WOUT A LICENSE - 1ST OFFENSE	86	4.1%	1.0%
OPER WOUT A LICENSE - 2ND OFFENSE	27	1.3%	0.3%
OPER WOUT A LICENSE - 3RD OFFENSE	9	0.4%	0.1%
OTHER FIREWORKS VIOLATION	1	0.0%	0.0%
OWNERS LIABILITY-ILLEGAL PASS/SCH. BUS	1	0.0%	0.0%
PASSENGER	1	0.0%	0.0%
PERMIT UNAUTHORIZED MINOR DRIVE	1	0.0%	0.0%
PERMITTING UNAUTHORIZED PERSON DRIVE - MINOR	1	0.0%	0.0%

# Racine County -- Jail Data Review

## APPENDIX E

### SUMMARY OF HIGHEST CHARGE FOR DATA SAMPLE IN 2004

RECKLESS DRIVING CAUSING INJURY	1	0.0%	0.0%
RECKLESS DRIVING-ENDANGER SAFETY	3	0.1%	0.0%
SPEEDING - FREEWAY	8	0.4%	0.1%
SPEEDING VIOLATIONS	1	0.0%	0.0%
SUSPENDED REGISTRATION	16	0.8%	0.2%
UNLAWFUL U/Y TURN	1	0.0%	0.0%
UNREASONABLE AND IMPRUDENT SPEED	1	0.0%	0.0%
VIOLATE TRAFFIC-CONTROL SIGNAL-VEHICLE	1	0.0%	0.0%
VIOLATION OF SAFETY BELT REQUIREMENTS	1	0.0%	0.0%

<b>Grand Total</b>	<b>8,658</b>	<b>100.0%</b>
--------------------	--------------	---------------

<i>Offense Categories</i>	<i>Count Cases</i>	<i>% of Total</i>
<i>Alcohol Offenses</i>	<i>86</i>	<i>1.0%</i>
<i>Drug Offenses</i>	<i>893</i>	<i>10.3%</i>
<i>Crimes Against Persons</i>	<i>1981</i>	<i>22.9%</i>
<i>Crimes Against Property</i>	<i>1096</i>	<i>12.7%</i>
<i>Public Order Offenses</i>	<i>2514</i>	<i>29.0%</i>
<i>Traffic Offenses</i>	<i>2088</i>	<i>24.1%</i>